



FUND FACT SHEET

IDR BALANCED FUND

PT AIA FINANCIAL licensed and supervised by the Financial Services Authority

30 April 2023

PT AIA FINANCIAL

Established in 15 July 1996, PT. AIA FINANCIAL (AIA) is one of the leading life insurance companies in Indonesia that registered and supervised by the Indonesian Financial Services Authority. AIA in Indonesia is a subsidiary of the AIA Group. With experienced personnel, AIA's Investment team manages the investments of all existing funds in accordance with its investment objectives and risk profile. AIA's Investment team has the proficiency to identify economic conditions and investment movements to generate competitive investment returns through a variety of financial instruments such as money market, bonds, shares and/or mutual funds.

INVESTMENT OBJECTIVE

The Portfolio is an investment option that provides investor an optimum return with moderate to high risk tolerance through investments in IDR fixed income instruments and listed equity with diversified level of risk.

TARGET ALLOCATION

0% - 40% : Money Market Instruments
30% - 79% : IDR Fixed Income securities and/ or Fixed Income Mutual Fund(s) adhered with latest regulations
30% - 79% : Equities listed in IDX

FUND INFORMATION

Investment Strategy	: Balanced	Fund Size (million)	: IDR 325,405.75
Launch Date	: 15 August 2008	Fund Management Fee	: 1.65% per annum
Launch Price	: IDR 1,000.00	Pricing Frequency	: Daily
Unit Price (NAV)	: IDR 2,390.61	Benchmark	: 50% MSCI Indonesia DTR Net
Fund Currency	: IDR		: 50% Bloomberg Barclays EM Local Currency (Indonesia Total Return Index Unhedged IDR)
Risk Level	: Moderate to High	Custodian Bank	: Citibank, N.A
Managed By	: PT. AIA FINANCIAL Indonesia	Total Unit	: 136,118,492.8682

FUND PERFORMANCE

Fund	Fund Performance						
	1 Month	3 Months	YTD	1 Year	Annualised		
					3 Years	5 Years	Since Inception
IDR Balanced**	1.61%	3.07%	3.23%	2.45%	10.51%	4.02%	6.11%
Benchmark*	2.57%	4.04%	4.42%	4.60%	11.58%	5.10%	5.07%

*Current benchmark is effective from 1 Jan 2021

1 Jan 2018 to 31 Dec 2020: 50.0% MSCI Indonesia + 50.0% Bloomberg Indonesia Local Sovereign Index

1 May 2016 to 31 Dec 2017: 50.0% Jakarta Composite Index (Total Return) + 50.0% Bloomberg Indonesia Local Sovereign Index

1 Jul 2015 to 30 Apr 2016: 50.0% Jakarta Composite Index (Total Return) + 50.0% Customized HSBC Indonesia Local Currency Govt Bond TR (Net)

1 Mar 2013 to 30 Jun 2015: 50.0% Jakarta Composite Index (Total Return) + 50.0% Indonesia Deposit Rate Avg 3M IDR (Net)

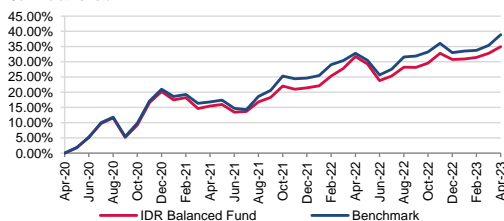
1 Mar 2011 to 28 Feb 2013: 5% Jakarta Composite Index (Total Return) + 95% Indonesia Deposit Rate Avg 3 Months (Net)

Since Inception to 28 Feb 2010: 60% Jakarta Composite Index (Total Index) + 40% Customized HSBC Indonesia Local Currency Govt Bond TR (Net)

**Fund Performance (Net Asset Value) calculation is already included cost related to transaction, management fee and administrative fee

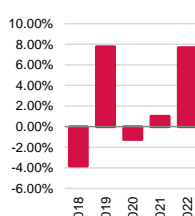
LAST 3 YEARS CUMULATIVE RETURN

Cumulative return

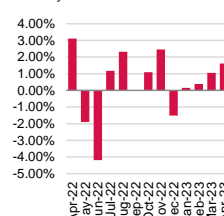


ANNUAL & MONTHLY RETURN

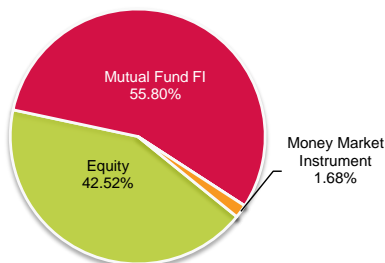
Annual Return



Monthly Return



ASSET ALLOCATION



SECTOR ALLOCATION

Communication Services	3.88%
Consumer Discretionary	1.29%
Consumer Staples	2.17%
Energy	1.09%
Financials	26.66%
Health Care	2.16%
Industrials	2.56%
Materials	1.86%
Real Estate	0.83%
MF Fixed Income	55.80%
Bond < 1 Year	0.95%
TD + Cash	0.73%

TOP HOLDINGS

Bank Central Asia - Non Affiliates	FR0068	FR0078	PBS012
Bank Mandiri - Non Affiliates	FR0071	FR0079	Telekom Indonesia Persero - Non Affiliates
Bank Rakyat Indonesia - Non Affiliates	FR0072	FR0081	
BFI Finance Indonesia - Non Affiliates	FR0073	FR0095	
FR0056	FR0074	FR0096	
FR0058	FR0077	Indofood CBP Sukses Makmur - Non Affiliates	

FUND MANAGER COMMENTARY

In April 2023, IDR Balanced Fund booked performance of +1.61%. In last month, global equity market generally closed higher due to expectation on moderation of Fed rate policy, except for North Asia market which saw a correction, driven by geopolitical tension as well as concern on sustainability of China recovery. Domestic market also posted a rally, supported by generally positive earnings announcement and healthy macro data including positive trade balance and increasing foreign reserve. IDR strengthened against USD by 2.2% MoM to IDR14,670/USD. Net foreign inflow reached healthy level of IDR12.1t. Local government bond market reported positive return in April 2023 with Bloomberg EM Local Currency: Indonesia Total Return Index Unhedged IDR went up by +1.17% on monthly basis. Slowing US economy and inflation have contributed to weaker USD trend and eventually improved the sentiment of Indonesia government bond market. On domestic monetary side, Bank Indonesia maintained the 7-day reverse repo rate at 5.75% while IDR strengthened by +2.17% to 14,670/USD.

DISCLAIMER: IDR Balanced Fund is an investment-linked fund offered by PT. AIA FINANCIAL. This document is prepared by PT. AIA FINANCIAL and solely for informational use only. This document is not an offer for sale nor a solicitation of an offer to purchase. Investment in unit-link product contains risks including but not limited to political risk, risk on changes in government decree or other government regulations, interest rate risk, liquidity risk, credit risk, equity risk and exchange rate risk. The performances of the funds are not guaranteed; the unit price and the investment result may increase or decrease. Past performances do not constitute a guarantee for future performance.