



# FUND FACT SHEET

## USD ONSHORE EQUITY FUND

PT. AIA FINANCIAL registered and supervised by the Financial Services Authority

30 September 2022

### INVESTMENT MANAGER

Established in 15 July 1996, PT. AIA FINANCIAL (AIA) is one of the leading life insurance companies in Indonesia that registered and supervised by the Indonesian Financial Services Authority. AIA in Indonesia is a subsidiary of the AIA Group. With experienced personnel, AIA's Investment team manages the investments of all existing funds in accordance with its investment objectives and risk profile. AIA's Investment team has the proficiency to identify economic conditions and investment movements to generate competitive investment returns through a variety of financial instruments such as money market, bonds, shares and/or mutual funds.

### INVESTMENT OBJECTIVE

The Portfolio is an investment option that provides investor with optimal growth that aims to give superior long-term investment return with high risk tolerance.

### TARGET ALLOCATION

0% - 20% : Money Market Instruments  
80% - 100% : Equities listed in IDX and/or Equity mutual funds incl. ETF

### FUND INFORMATION

Investment Strategy	: To achieve the investment objective, this fund shall be invested 0%-20% in money market instruments and 80%-100% in equity instruments listed in IDX, in USD	Fund Size (million)	: USD 4.40
Launch Date	: 21 April 2017	Fund Management Fee	: 2.10% per annum
Launch Price	: USD 1.00	Pricing Frequency	: Daily
Unit Price (NAV)	: USD 1.0031	Benchmark	: 98% MXID Index (In USD Term) + 2% Average 3-month USD Time Deposit (Net)
Fund Currency	: USD	Custodian Bank	: Citibank, N.A
Risk Level	: High	Total Unit	: 4,383,823.9160

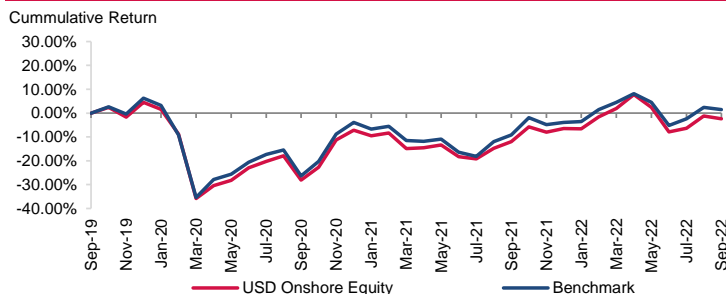
### FUND PERFORMANCE

Fund	Fund Performance						
	1 Month	3 Months	YTD	1 Year	Annualised		
					3 Years	5 Years	Since Inception
USD Onshore Equity**	-1.20%	5.94%	4.39%	10.89%	-0.80%	-0.42%	0.06%
Benchmark*	-0.86%	7.06%	5.64%	11.72%	0.49%	-0.48%	0.15%

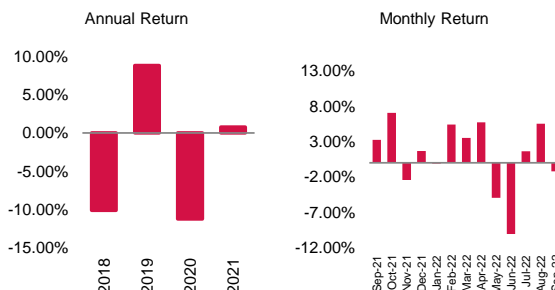
\*Current benchmark is effective since inception

\*\*Fund Performance (Net Asset Value) calculation is already included cost related to transaction, management fee and administrative fee

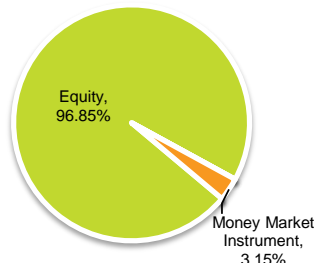
### LAST 3 YEARS CUMULATIVE RETURN



### ANNUAL & MONTHLY RETURN



### ASSET ALLOCATION



### SECTOR ALLOCATION

Communication Services	12.34%
Consumer Discretionary	6.38%
Consumer Staples	6.35%
Energy	6.04%
Financials	53.79%
Health Care	1.09%
Materials	10.87%
TD + Cash	3.15%

### TOP HOLDINGS

PT Adaro Energy Tbk
PT Adaro Minerals Indonesia Tbk
PT Astra International Tbk
PT Bank Central Asia Tbk
PT Bank Mandiri Tbk
PT Bank Negara Indonesia Tbk
PT Bank Rakyat Indonesia Tbk
PT Merdeka Copper Gold Tbk
PT Telekomunikasi Indonesia Tbk
PT United Tractors Tbk

### FUND MANAGER COMMENTARY

In September 2022, USD Onshore Equity Fund booked performance of -1.20% mom, below the MXID performance (in USD). By sector inside MXID, financials was the largest positive contributor (+1.9% mom), while consumer discretionary was the largest negative contributor (-0.4% mom). In last month, global equity market posted a significant correction, driven by fear of recession, increased Fed hawkishness, and instability of UK financial condition. In the other hand, domestic market outperformed the global market with resilient big cap stock performance, supported by IDR3.2t net inflow due to ongoing domestic economic recovery, Indonesia position as commodity producer, and better macro stability. Going forward, Indonesia Equity market will continue to depend on the development of global and domestic factors such as development on global inflationary pressure and subsequent policy reaction, global economic growth, and geopolitic situation.

**DISCLAIMER:** USD Onshore Equity Fund is an investment-linked fund offered by PT. AIA FINANCIAL. This document is prepared by PT. AIA FINANCIAL and solely for informational use only. This document is not an offer for sale nor a solicitation of an offer to purchase. Investment in unit-link product contains risks including but not limited to political risk, risk on changes in government decree or other government regulations, interest rate risk, liquidity risk, credit risk, equity risk and exchange rate risk. The performances of the funds are not guaranteed; the unit price and the investment result may increase or decrease. Past performances do not constitute a guarantee for future performance.