



FUND FACT SHEET

IDR ULTIMATE EQUITY FUND

PT. AIA FINANCIAL registered and supervised by the Financial Services Authority

30 September 2022

INVESTMENT MANAGER

Established in 15 July 1996, PT. AIA FINANCIAL (AIA) is one of the leading life insurance companies in Indonesia that registered and supervised by the Indonesian Financial Services Authority. AIA in Indonesia is a subsidiary of the AIA Group. With experienced personnel, AIA's Investment team manages the investments of all existing funds in accordance with its investment objectives and risk profile. AIA's Investment team has the proficiency to identify economic conditions and investment movements to generate competitive investment returns through a variety of financial instruments such as money market, bonds, shares and/or mutual funds.

INVESTMENT OBJECTIVE

The Portfolio shall be managed to obtain optimal, long-term investment growth with high risk tolerance through equity mutual fund selection having investment diversifications on companies listed in the Indonesian Stock Exchange.

TARGET ALLOCATION

0% - 20% : Money Market Instruments
80% - 100% : Equities listed in IDX and/ or Equity mutual funds

FUND INFORMATION

Investment Strategy	To achieve the investment objective, this fund shall be invested 0%-20% in money market instruments and 80%-100% in equity instruments	Fund Size (million)	IDR 235,800.15
Launch Date	26 October 2018	Fund Management Fee	2.40% per annum
Launch Price	IDR 1,000.00	Pricing Frequency	Daily
Unit Price (NAV)	IDR 1,028.37	Benchmark	98% Jakarta Composite Index 2% IDR 1-Month Time Deposit Index (Net)
Fund Currency	IDR	Custodian Bank	Citibank, N.A
Risk Level	High	Total Unit	229,295,539.4581

FUND PERFORMANCE

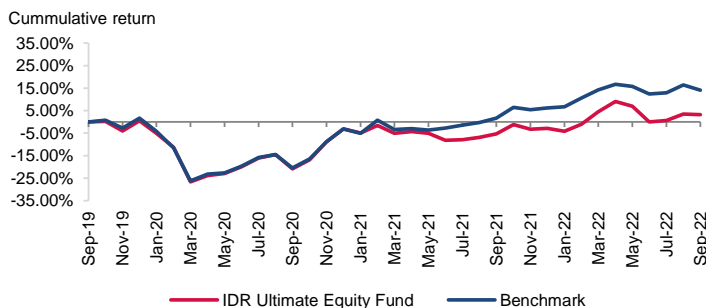
Fund	Fund Performance						
	1 Month	3 Months	YTD	1 Year	Annualised		
					3 Years	5 Years	Since Inception
IDR Ultimate Equity**	-0.24%	3.31%	6.25%	9.05%	1.07%	N/A	0.71%
Benchmark*	-2.05%	1.48%	7.43%	12.12%	4.48%	N/A	5.08%

*Current benchmark is effective from 1 May 2022

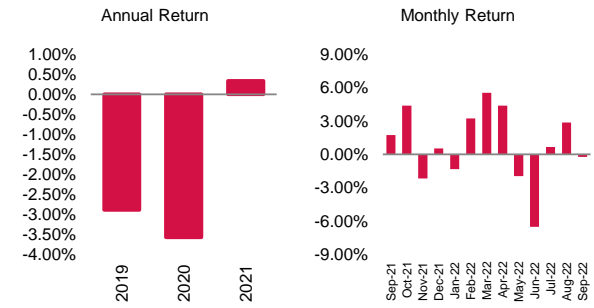
Since inception to 30 Apr 2022: 98% Jakarta Composite Index + 2% 3-Month IDR Avg Time Deposit (Net)

**Fund Performance (Net Asset Value) calculation is already included cost related to transaction, management fee and administrative fee

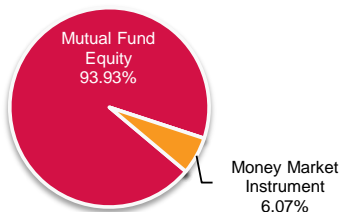
LAST 3 YEARS CUMULATIVE RETURN



ANNUAL & MONTHLY RETURN



ASSET ALLOCATION



SECTOR ALLOCATION

MF Equity	93.93%
Bond < 1 Year	6.07%

TOP HOLDINGS

Ashmore Dana Progresif Nusantara MF	21.90%
Batavia Dana Saham MF	27.76%
Schroder Dana Prestasi MF	20.03%
Schroder Dana Prestasi Plus MF	24.24%

FUND MANAGER COMMENTARY

In September 2022, IDR Ultimate Equity Fund booked performance of -0.24% mom, above the benchmark performance. By sector inside JCI, financials was the largest positive contributor (+0.7% mom), while consumer discretionary was the largest negative contributor (-1.6% mom). In last month, global equity market posted a significant correction, driven by fear of recession, increased Fed hawkishness, and instability of UK financial condition. In the other hand, domestic market outperformed the global market with resilient big cap stock performance, supported by IDR3.2t net inflow due to ongoing domestic economic recovery, Indonesia position as commodity producer, and better macro stability. Going forward, Indonesia Equity market will continue to depend on the development of global and domestic factors such as development on global inflationary pressure and subsequent policy reaction, global economic growth, and geopolitic situation.

DISCLAIMER: IDR Ultimate Equity Fund is an investment-linked fund offered by PT. AIA FINANCIAL. This document is prepared by PT. AIA FINANCIAL and solely for informational use only. This document is not an offer for sale nor a solicitation of an offer to purchase. Investment in unit-link product contains risks including but not limited to political risk, risk on changes in government decree or other government regulations, interest rate risk, liquidity risk, credit risk, equity risk and exchange rate risk. The performances of the funds are not guaranteed; the unit price and the investment result may increase or decrease. Past performances do not constitute a guarantee for future performance.