



FUND FACT SHEET

USD GLOBAL GROWTH OPPORTUNITY EQUITY FUND

PT. AIA FINANCIAL registered and supervised by the Financial Services Authority

31 October 2022

INVESTMENT MANAGER

Established in 15 July 1996, PT. AIA FINANCIAL (AIA) is one of the leading life insurance companies in Indonesia that registered and supervised by the Indonesian Financial Services Authority. AIA in Indonesia is a subsidiary of the AIA Group. With experienced personnel, AIA's Investment team manages the investments of all existing funds in accordance with its investment objectives and risk profile. AIA's Investment team has the proficiency to identify economic conditions and investment movements to generate competitive investment returns through a variety of financial instruments such as money market, bonds, shares and/or mutual funds.

INVESTMENT OBJECTIVE

The Portfolio is an investment option that provides investor with aggressive growth that aims to give superior long-term investment return with high risk tolerance.

TARGET ALLOCATION

0% - 20% : Money Market Instruments
80% - 100% : Listed Equities and/ or Equity Mutual Fund(s) incl. ETF listed / invest in global stock markets

FUND INFORMATION

Investment Strategy : To achieve the investment objective, this fund shall be invested 0%-20% in money market instruments and 80%-100% in global equity instruments
Launch Date : 23 September 2016
Launch Price : USD 1.00
Unit Price (NAV) : USD 1.03
Fund Currency : USD
Risk Level : High

Fund Size (million) : USD 41.97
Fund Management Fee : 2.10% per annum
Pricing Frequency : Daily
Benchmark : 90% MSCI World Index + 10% MSCI Asia Ex. Japan
Custodian Bank : Citibank, N.A
Total Unit : 40,893,085.56

FUND PERFORMANCE

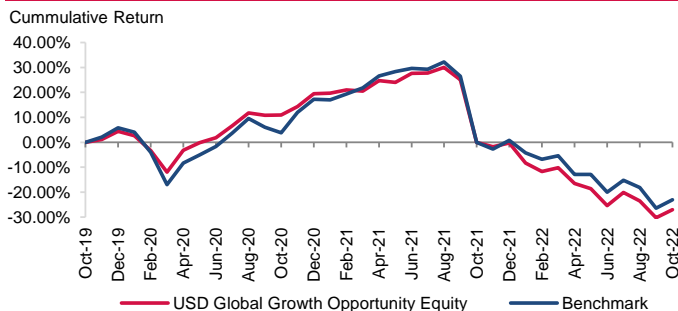
Fund	Fund Performance						
	1 Month	3 Months	YTD	1 Year	Annualised		
					3 Years	5 Years	Since Inception
USD Global Growth Opportunity Equity**	4.67%	-8.54%	-26.84%	-27.00%	-1.68%	-1.07%	0.43%
Benchmark*	4.64%	-9.15%	-23.56%	-23.00%	1.79%	2.22%	4.89%

*Current benchmark is effective since 1 Jan 2018

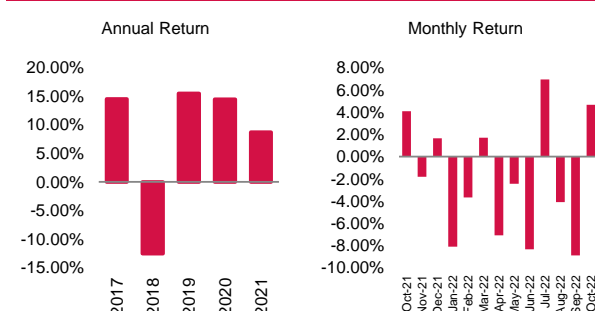
Since inception to 31 Dec 2017: 90% Dow Jones Islamic Mkt World Index + 10% MSCI World Index

**Fund Performance (Net Asset Value) calculation is already included cost related to transaction, management fee and administrative fee

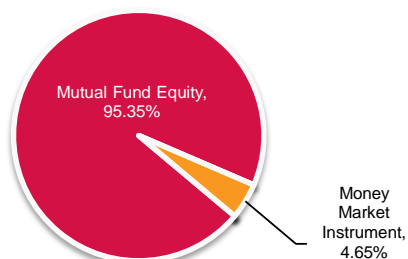
LAST 3 YEARS CUMULATIVE RETURN



ANNUAL & MONTHLY RETURN



ASSET ALLOCATION



PORTFOLIO ALLOCATION

AIA Global Multi-Factor Equity MF	13.48%
AIA Global Quality Growth MF	6.50%
AIA Global Select Equity MF	7.41%
AIA New Multinationals MF	20.06%
CIMB Principal Islamic Asia Pacific Equity	5.14%
Mandiri Global Sharia Equity Dollar MF	18.20%
Schroder Global Syariah Equity MF	24.55%
TD + Cash	4.65%

FUND MANAGER COMMENTARY

In October 2022, USD Global Growth Opp. Equity Fund booked performance of +4.67% mom, below the benchmark performance. In last month, global equity posted a rebound amid better-than-expected US GDP, except for China which was corrected due to uncertainty such as in reopening expectation. Going forward, equity market will continue to depend on the development of global and domestic factors such as development on global inflationary pressure and subsequent policy reaction, global economic growth, and geopolitic situation

DISCLAIMER: USD Global Growth Opportunity Equity Fund is an investment-linked fund offered by PT. AIA FINANCIAL. This document is prepared by PT. AIA FINANCIAL and solely for informational use only. This document is not an offer for sale nor a solicitation of an offer to purchase. Investment in unit-link product contains risks including but not limited to political risk, risk on changes in government decree or other government regulations, interest rate risk, liquidity risk, credit risk, equity risk and exchange rate risk. The performances of the funds are not guaranteed; the unit price and the investment result may increase or decrease. Past performances do not constitute a guarantee for future performance.