



FUND FACT SHEET

IDR GROWTH EQUITY SYARIAH FUND

PT. AIA FINANCIAL registered and supervised by the Financial Services Authority

31 October 2022

INVESTMENT MANAGER

Established in 15 July 1996, PT. AIA FINANCIAL (AIA) is one of the leading life insurance companies in Indonesia that registered and supervised by the Indonesian Financial Services Authority. AIA in Indonesia is a subsidiary of the AIA Group. With experienced personnel, AIA's Investment team manages the investments of all existing funds in accordance with its investment objectives and risk profile. AIA's Investment team has the proficiency to identify economic conditions and investment movements to generate competitive investment returns through a variety of financial instruments such as money market, bonds, shares and/or mutual funds.

INVESTMENT OBJECTIVE

The Portfolio is a sharia investment option that provides investor with aggressive growth that aims to give superior long-term investment return with high risk tolerance.

TARGET ALLOCATION

0% - 20% : Sharia money market instruments
80% - 100% : Equities listed in Sharia Securities List and/ or Sharia mutual funds

FUND INFORMATION

Investment Strategy	To achieve the investment objective, this fund shall be invested 0%-20% in sharia money market instruments and 80%-100% in sharia equity instruments	Fund Size (million)	IDR 64,180.54
Launch Date	10 June 2015	Fund Management Fee	2.10% per annum
Launch Price	IDR 1,000.00	Pricing Frequency	Daily
Unit Price (NAV)	IDR 906.93	Benchmark	98% Indonesia Sharia Stock Index 2% IDR 1-Month Time Deposit Index (Net)
Fund Currency	IDR	Custodian Bank	Citibank, N.A
Risk Level	High	Total Unit	70,767,042.64

FUND PERFORMANCE

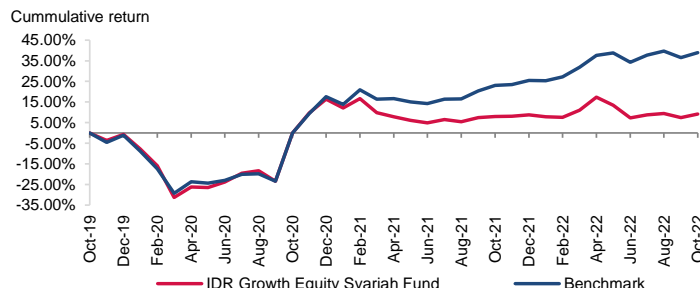
Fund	Fund Performance						
	1 Month	3 Months	YTD	1 Year	Annualised		
					3 Years	5 Years	Since Inception
IDR Growth Equity Syariah**	1.67%	0.43%	0.43%	1.13%	-4.16%	-2.93%	-1.31%
Benchmark*	1.69%	0.82%	10.74%	12.87%	3.56%	2.72%	4.14%

*Current benchmark is effective from 1 May 2022

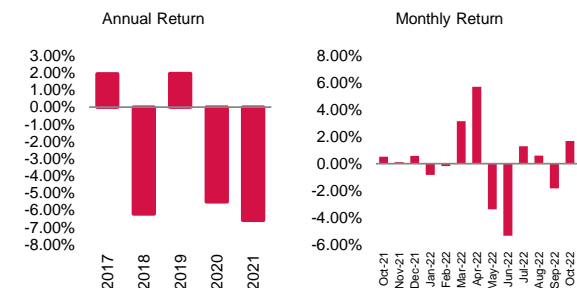
Since inception to 30 Apr 2022: 98% Indonesia Sharia Stock Index + 2% 3-Month IDR Avg Time Deposit (Net)

**Fund Performance (Net Asset Value) calculation is already included cost related to transaction, management fee and administrative fee

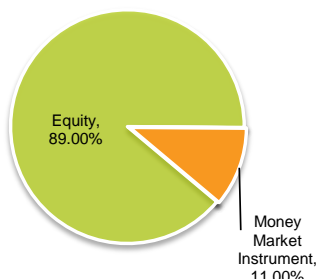
LAST 3 YEARS CUMULATIVE RETURN



ANNUAL & MONTHLY RETURN



ASSET ALLOCATION



SECTOR ALLOCATION

Communication Services	15.46%
Consumer Discretionary	4.90%
Consumer Staples	22.30%
Energy	15.31%
Financials	0.35%
Health Care	5.43%
Industrials	5.44%
Information Technology	0.66%
Materials	13.80%
Real Estate	3.03%
Utilities	2.32%
TD + Cash	11.00%

TOP HOLDINGS

PT Adaro Energy Indonesia Tbk
PT Arwana Citramulia Tbk
PT Charoen Pokphand Indonesia Tbk
PT Cisarua Mountain Dairy Tbk
PT Indofood CBP Sukses Makmur Tbk
PT Indofood Sukses Makmur Tbk
PT Kalbe Farma Tbk
PT Merdeka Copper Gold Tbk
PT Telekomunikasi Indonesia Tbk
PT United Tractors Tbk

FUND MANAGER COMMENTARY

In October 2022, IDR Growth Equity Syariah Fund booked performance of +1.67% mom, in line with the benchmark performance. By sector inside ISSI, energy was the largest positive contributor (+0.7% mom), while communication services was the largest negative contributor (-0.2% mom). In last month, global equity posted a rebound amid better-than-expected US GDP, except for China which was corrected due to uncertainty such as in reopening expectation. Domestic market also posted positive performance in last month amid positive trade surplus data and monthly deflation. Going forward, Indonesia Equity market will continue to depend on the development of global and domestic factors such as development on global inflationary pressure and subsequent policy reaction, global economic growth, and geopolitical situation.

DISCLAIMER: IDR Growth Equity Syariah Fund is an Sharia investment-linked fund offered by PT. AIA FINANCIAL. This document is prepared by PT. AIA FINANCIAL and solely for informational use only. This document is not an offer for sale nor a solicitation of an offer to purchase. Investment in Sharia unit-link product contains risks including but not limited to political risk, risk on changes in government decree or other government regulations, risk on distribution on income / margin / fee, liquidity risk, credit risk, equity risk and exchange rate risk. The performances of the funds are not guaranteed; the unit price and the investment result may increase or decrease. Past performances do not constitute a guarantee for future performance.