



FUND FACT SHEET

IDR EQUITY FUND

PT. AIA FINANCIAL registered and supervised by the Financial Services Authority

31 October 2022

INVESTMENT MANAGER

Established in 15 July 1996, PT. AIA FINANCIAL (AIA) is one of the leading life insurance companies in Indonesia that registered and supervised by the Indonesian Financial Services Authority. AIA in Indonesia is a subsidiary of the AIA Group. With experienced personnel, AIA's Investment team manages the investments of all existing funds in accordance with its investment objectives and risk profile. AIA's Investment team has the proficiency to identify economic conditions and investment movements to generate competitive investment returns through a variety of financial instruments such as money market, bonds, shares and/or mutual funds.

INVESTMENT OBJECTIVE

The Portfolio is an investment option that provides investor with aggressive growth that aims to give superior long-term investment return with high risk tolerance.

TARGET ALLOCATION

0% - 20% : Money Market Instruments
80% - 100% : Equities listed in IDX and/ or Equity mutual funds

FUND INFORMATION

Investment Strategy	: To achieve the investment objective, this fund shall be invested 0%-20% in money market instruments and 80%-100% in equity instruments	Fund Size (million)	: IDR 12,655,629.22
Launch Date	: 7 November 2000	Fund Management Fee	: 2.10% per annum
Launch Price	: IDR 1,000.00	Pricing Frequency	: Daily
Unit Price (NAV)	: IDR 14,761.73	Benchmark	: 98% Jakarta Composite Index 2% IDR 1-Month Time Deposit Index (Net)
Fund Currency	: IDR	Custodian Bank	: Citibank, N.A
Risk Level	: High	Total Unit	: 857,327,162.9989

FUND PERFORMANCE

Fund	Fund Performance						
	1 Month	3 Months	YTD	1 Year	Annualised		
					3 Years	5 Years	Since Inception
IDR Equity**	0.62%	3.06%	3.65%	2.04%	-0.80%	-0.92%	13.03%
Benchmark *	0.75%	1.84%	8.47%	8.29%	4.76%	3.71%	14.36%

*Current benchmark is effective from 1 May 2022

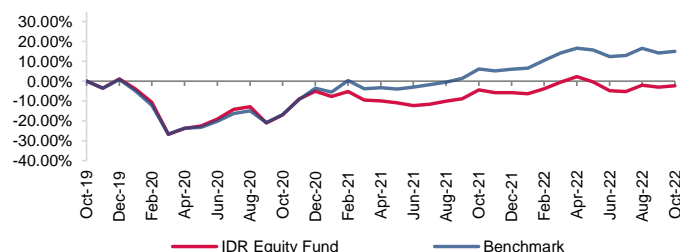
1 April 2014 to 30 Apr 2022: 98% Jakarta Composite Index + 2% 3-Month IDR Avg Time Deposit (Net)

Since inception to 31 Mar 2014: Jakarta Composite Index (Total Return)

**Fund Performance (Net Asset Value) calculation is already included cost related to transaction, management fee and administrative fee

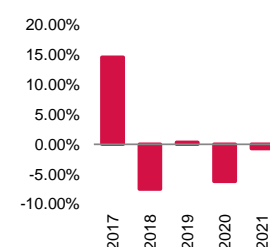
LAST 3 YEARS CUMULATIVE RETURN

Cummulative return

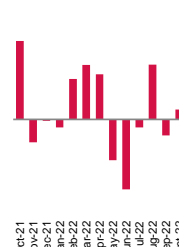


ANNUAL & MONTHLY RETURN

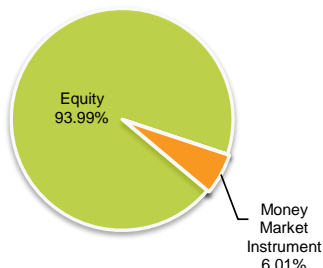
Annual Return



Monthly Return



ASSET ALLOCATION



SECTOR ALLOCATION

Communication Services	13.78%
Consumer Discretionary	10.58%
Consumer Staples	9.90%
Energy	6.66%
Financials	35.92%
Health Care	3.32%
Industrials	1.09%
Information Technology	0.39%
Materials	9.62%
Real Estate	1.65%
Utilities	1.07%
TD + Cash	6.01%

TOP HOLDINGS

PT Adaro Energy Indonesia Tbk
PT Astra International Tbk
PT Bank Central Asia Tbk
PT Bank Mandiri Tbk
PT Bank Negara Indonesia Tbk
PT Bank Rakyat Indonesia Tbk
PT Charoen Pokphand Indonesia Tbk
PT Gojek Tokopedia Tbk
PT Merdeka Copper Gold Tbk
PT Telekomunikasi Indonesia Tbk

FUND MANAGER COMMENTARY

In October 2022, IDR Equity Fund booked positive performance of +0.62% mom, in line with the benchmark performance. Financials sector was the largest positive contributor (+1.3% mom), while consumer discretionary was the largest negative contributor (-1.6% mom). Last month, global equity market posted a rebound amid better-than-expected US GDP, except for China equity market which corrected due to lingering uncertainties, such as on the economic reopening expectations. Domestic equity market also posted positive performance last month, in line with the global equity market movement, amid positive trade surplus data and monthly deflation. Going forward, Indonesia equity market will continue to be driven by various development of global and domestic factors, such as inflationary pressure and subsequent monetary policy reactions, economic growth, certainty of China economic reopening and geopolitical situation.

DISCLAIMER: IDR Equity Fund is an investment-linked fund offered by PT. AIA FINANCIAL. This document is prepared by PT. AIA FINANCIAL and solely for informational use only. This document is not an offer for sale nor a solicitation of an offer to purchase. Investment in unit-link product contains risks including but not limited to political risk, risk on changes in government decree or other government regulations, interest rate risk, liquidity risk, credit risk, equity risk and exchange rate risk. The performances of the funds are not guaranteed; the unit price and the investment result may increase or decrease. Past performances do not constitute a guarantee for future performance.