



FUND FACT SHEET

USD ADVANCED ADVENTUROUS FUND

PT. AIA FINANCIAL licensed and supervised by the Financial Services Authority

30 November 2022

INVESTMENT MANAGER PROFILE

Established in 15 July 1996, PT. AIA FINANCIAL (AIA) is one of the leading life insurance companies in Indonesia that registered and supervised by the Indonesian Financial Services Authority. AIA in Indonesia is a subsidiary of the AIA Group. With experienced personnel, AIA's Investment team manages the investments of all existing funds in accordance with its investment objectives and risk profile. AIA's Investment team has the proficiency to identify economic conditions and investment movements to generate competitive investment returns through a variety of financial instruments such as money market, bonds, shares and/or mutual funds.

INVESTMENT OBJECTIVE

The Portfolio aims to achieve long-term total return with the appropriate level of capital risk by holding funds investing in equities, bonds and other fixed income securities in global markets, as well as investment in those types of assets.

TARGET ALLOCATION

0% - 5% : Cash & Cash Equivalents
0% - 30% : Mutual Funds - Fixed Income
70% - 100% : Mutual Funds - Equity

FUND INFORMATION

Investment Strategy	: Equity	Fund Size (million)	: USD 1.21
Launch Date	: 31 March 2021	Fund Management Fee	: 1.45% per annum
Launch Price	: USD 1.00	Pricing Frequency	: Daily
Unit Price (NAV)	: USD 0.8382	Benchmark	: 90% MSCI World Total Return Index + 10% Bloomberg Barclays Global Aggregate TR Index
Fund Currency	: USD	Custodian Bank	: Citibank, N.A
Risk Level	: High	Total Unit	: 1,444,471.5948
Managed By	: PT. AIA Financial		

FUND PERFORMANCE

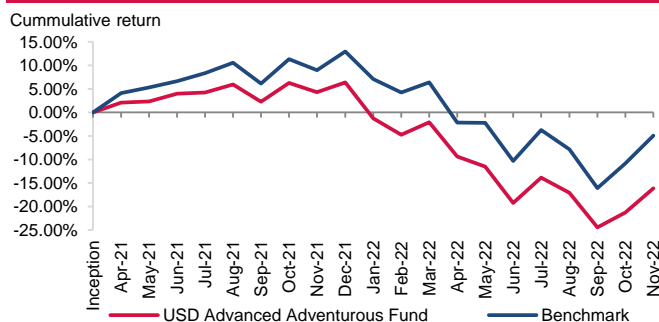
Fund	Fund Performance						
	1 Month	3 Months	YTD	1 Year	Annualised		
					3 Years	5 Years	Since Inception***
USD Advanced Adventurous**	6.49%	1.08%	-21.19%	-19.62%	N/A	N/A	-10.04%
Benchmark*	6.57%	3.10%	-15.87%	-12.79%	N/A	N/A	-2.18%

*Current benchmark is effective since inception

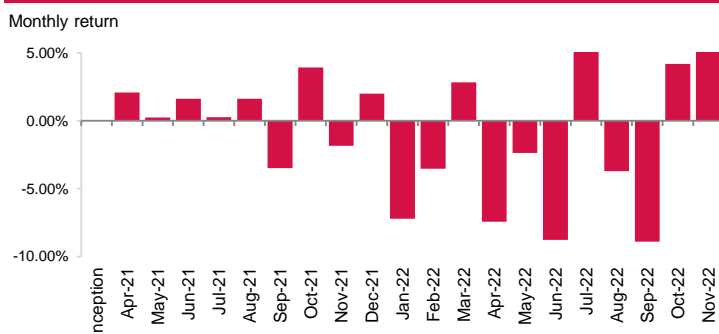
**Fund Performance (Net Asset Value) calculation is already included cost related to transaction, management fee and administrative fee

***Performance with less than 1 year is not annualized.

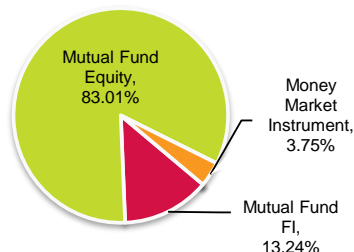
LAST 1 YEAR CUMULATIVE RETURN



LAST 1 YEAR MONTHLY RETURN



ASSET ALLOCATION



SECTOR ALLOCATION

MF Equity	83.01%
MF Fixed Income	13.24%
TD + Cash	3.75%

TOP HOLDINGS

AIA Diversified Fixed Income MF - Affiliates	13.24%
AIA Global Multi Factor Equity MF - Affiliates	24.18%
AIA Global Select Equity MF - Affiliates	12.42%
AIA New Multinationals MF - Affiliates	40.76%

FUND MANAGER COMMENTARY

Aggressive policy tightening in the face of stubborn inflation has made a 2023 recession in the US a high likely event, and even earlier in Europe. Both top-down and bottom-up forecasts will need to fall further to fully reflect the downside to growth ahead. Corporate earnings expectations remain too optimistic and should continue to fall, adding to further downside risk for equities. The Advanced portfolios continue to underweight equity and advocate a neutral position towards Investment Grade credits.

DISCLAIMER: USD Advanced Adventurous Fund is an investment-linked fund offered by PT. AIA FINANCIAL. This document is prepared by PT. AIA FINANCIAL and solely for informational use only. This document is not an offer for sale nor a solicitation of an offer to purchase. Investment in unit-link product contains risks including but not limited to political risk, risk on changes in government decree or other government regulations, interest rate risk, liquidity risk, credit risk, equity risk and exchange rate risk. The performances of the funds are not guaranteed; the unit price and the investment result may increase or decrease. Past performances do not constitute a guarantee for future performance.