



## FUND FACT SHEET

# USD ADVANCED BALANCED FUND

PT. AIA FINANCIAL registered and supervised by the Financial Services Authority

30 June 2022

### INVESTMENT MANAGER

Established in 15 July 1996, PT. AIA FINANCIAL (AIA) is one of the leading life insurance companies in Indonesia that registered and supervised by the Indonesian Financial Services Authority. AIA in Indonesia is a subsidiary of the AIA Group. With experienced personnel, AIA's Investment team manages the investments of all existing funds in accordance with its investment objectives and risk profile. AIA's Investment team has the proficiency to identify economic conditions and investment movements to generate competitive investment returns through a variety of financial instruments such as money market, bonds, shares and/or mutual funds.

### INVESTMENT OBJECTIVE

The Portfolio aims to achieve long-term total return with the appropriate level of capital risk by holding funds investing in equities, bonds and other fixed income securities in global markets, as well as investment in those types of assets.

### TARGET ALLOCATION

0% - 5% : Cash & Cash Equivalents  
20% - 60% : Mutual Funds - Fixed Income  
40% - 80% : Mutual Funds - Equity

### FUND INFORMATION

Launch Date	: 05 May 2021	Fund Size (million)	: USD 1.21
Launch Price	: USD 1.00	Fund Management Fee	: 1.85% per annum
Unit Price (NAV)	: USD 0.8148	Pricing Frequency	: Daily
Risk Level	: Moderate to High	Benchmark	: 60% MSCI World Total Return Index + 40% Bloomberg Barclays Global Aggregate TR Index

### FUND PERFORMANCE

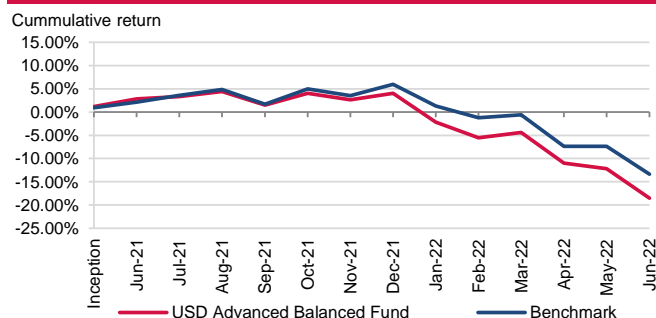
Fund	Fund Performance						
	1 Month	3 Months	YTD	1 Year	Annualised		
					3 Years	5 Years	Since Inception***
USD Advanced Balanced**	-7.19%	-14.78%	-21.68%	-20.74%	N/A	N/A	-16.28%
Benchmark*	-6.44%	-12.83%	-18.24%	-15.16%	N/A	N/A	-11.70%

\*Current benchmark is effective since inception

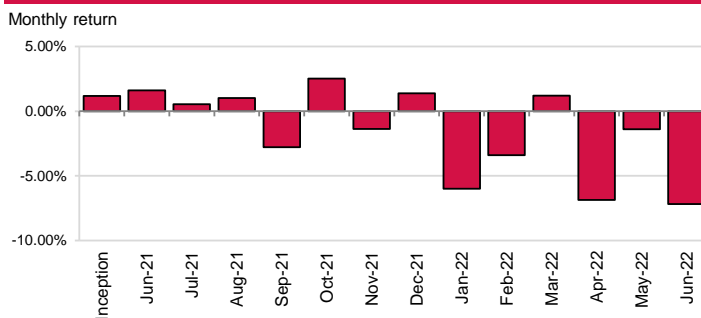
\*\*Fund Performance (Net Asset Value) calculation is already included cost related to transaction, management fee and administrative fee

\*\*\*Performance with less than 1 year is not annualized.

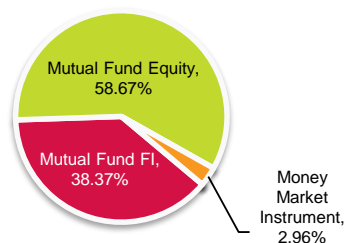
### LAST 1 YEAR CUMULATIVE RETURN



### LAST 1 YEAR MONTHLY RETURN



### ASSET ALLOCATION



### SECTOR ALLOCATION

MF Equity	58.67%
MF Fixed Income	38.37%
TD + Cash	2.96%

### TOP HOLDINGS

AIA Diversified Fixed Income MF	38.37%
AIA Global Multi Factor Equity MF	18.79%
AIA Global Quality Growth MF	7.07%
AIA Global Select Equity MF	8.27%
AIA New Multinationals MF	24.54%

### FUND MANAGER COMMENTARY

Global markets continue to face several headwinds as we move into the late cycle stage of the economy, facing hotter inflation and slowing growth. The aggressive monetary policy from major central banks saw credit spreads widening, pushing bond prices lower alongside equities. The second half of 2022 is likely to remain volatile as major central banks continue to tighten monetary policy to tackle inflation, leading to increasing concern of weakening global growth and recession in the worst case. The reopening of borders will however see higher demand for services as tourism and traveling gain pace with Covid-related restrictions easing, providing the much-needed tailwind to support global economies as we move into the second half of 2022. The Advanced portfolios continue to stay diversified under current situation and expectation.

**DISCLAIMER:** USD Advanced Balanced Fund is an investment-linked fund offered by PT. AIA FINANCIAL. This document is prepared by PT. AIA FINANCIAL and solely for informational use only. This document is not an offer for sale nor a solicitation of an offer to purchase. Investment in unit-link product contains risks including but not limited to political risk, risk on changes in government decree or other government regulations, interest rate risk, liquidity risk, credit risk, equity risk and exchange rate risk. The performances of the funds are not guaranteed; the unit price and the investment result may increase or decrease. Past performances do not constitute a guarantee for future performance.