



FUND FACT SHEET

IDR CHINA INDIA INDONESIA EQUITY FUND

PT. AIA FINANCIAL registered and supervised by the Financial Services Authority

30 June 2022

INVESTMENT MANAGER

Established in 15 July 1996, PT. AIA FINANCIAL (AIA) is one of the leading life insurance companies in Indonesia that registered and supervised by the Indonesian Financial Services Authority. AIA in Indonesia is a subsidiary of the AIA Group. With experienced personnel, AIA's Investment team manages the investments of all existing funds in accordance with its investment objectives and risk profile. AIA's Investment team has the proficiency to identify economic conditions and investment movements to generate competitive investment returns through a variety of financial instruments such as money market, bonds, shares and/or mutual funds.

INVESTMENT OBJECTIVE

The Portfolio is an investment option that provides investor with long-term capital appreciation with high risk tolerance.

TARGET ALLOCATION

0% - 20% : Money Market Instruments
 8 - 100% : Equity instruments in Indonesia Stock Exchange incl. ETF
 0% - 25% : Equity instruments in Hongkong Stock Exchange incl. ETF
 0% - 25% : Equity instruments in National Stock Exc. of India incl. ETF

FUND INFORMATION

Launch Date	: 06 January 2011	Fund Size (million)	: IDR 6,197,777.75
Launch Price	: IDR 1,000.00	Fund Management Fee	: 2.00% per annum
Unit Price (NAV)	: IDR 1,837.00	Pricing Frequency	: Daily
Risk Level	: High	Benchmark	: 70% MSCI Indonesia Index 15% MSCI China + 15% MSCI India Index

FUND PERFORMANCE

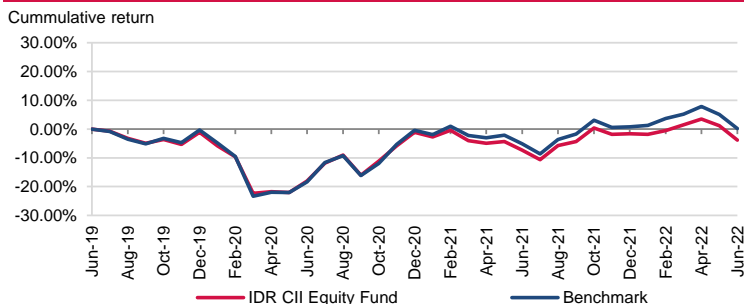
Fund	Fund Performance						
	1 Month	3 Months	YTD	1 Year	Annualised		
					3 Years	5 Years	Since Inception
IDR China-India-Indonesia Equity**	-4.97%	-5.25%	-2.32%	3.75%	-1.30%	1.05%	5.44%
Benchmark*	-4.66%	-4.79%	-0.64%	5.54%	0.22%	1.87%	4.86%

*Current benchmark is effective since 1 Jan 2018

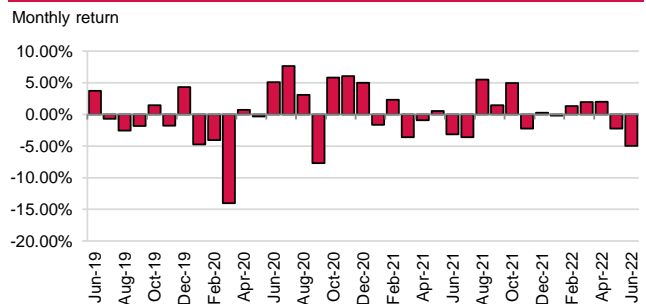
Since inception to 31 Dec 2017: 80% MSCI Indonesia Index + 10% MSCI China + 10% MSCI India Index

**Fund Performance (Net Asset Value) calculation is already included cost related to transaction, management fee and administrative fee

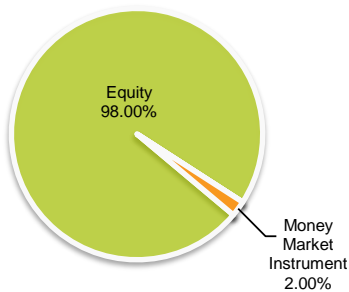
LAST 3 YEARS CUMULATIVE RETURN



LAST 3 YEARS MONTHLY RETURN



ASSET ALLOCATION



SECTOR ALLOCATION

Communication Services	15.53%
Consumer Discretionary	12.30%
Consumer Staples	8.09%
Energy	5.36%
Financials	41.94%
Health Care	3.18%
Industrials	0.93%
Information Technology	3.44%
Materials	6.58%
Real Estate	0.61%
Utilities	0.05%
TD + Cash	2.00%

TOP HOLDINGS

PT Adaro Energy Indonesia Tbk
PT Astra International Tbk
PT Bank Central Asia Tbk
PT Bank Mandiri Tbk
PT Bank Negara Indonesia Tbk
PT Bank Rakyat Indonesia Tbk
PT Charoen Pokphand Indonesia Tbk
PT Merdeka Copper Gold Tbk
PT Telekomunikasi Indonesia Persero Tbk
Tencent Holdings Ltd

FUND MANAGER COMMENTARY

In June 2022, IDR CII Equity Fund booked performance of -4.97% mom, as most of its benchmark posted correction (MXID -7.2%, MXCN +6.7%, MXIN -5.1%). Last month, equity markets globally posted a correction on fear of recession and continued tightening in monetary policy around the world, except for China market which rebounded due to its economic reopening. Indonesia equity market followed the correction in global market driven by similar concerns plus depreciating IDR, as seen in IDR7.5trn foreign outflow last month. Going forward, Indonesia, China & India Equity market may continue to see high volatility as uncertainties domestically & globally remain high, although China could fare relatively better given its loosening monetary policy & economic reopening. That said, this market weakness may provide a good buying opportunity, in our view. Catalysts for the market would include BI-rate hike, Rupiah appreciation and commodity price rebound.

DISCLAIMER: IDR China-India-Indonesia Equity Fund is an investment-linked fund offered by PT. AIA FINANCIAL. This document is prepared by PT. AIA FINANCIAL and solely for informational use only. This document is not an offer for sale nor a solicitation of an offer to purchase. Investment in unit-link product contains risks including but not limited to political risk, risk on changes in government decree or other government regulations, interest rate risk, liquidity risk, credit risk, equity risk and exchange rate risk. The performances of the funds are not guaranteed; the unit price and the investment result may increase or decrease. Past performances do not constitute a guarantee for future performance.