



## FUND FACT SHEET

## USD ONSHORE EQUITY FUND

PT. AIA FINANCIAL registered and supervised by the Financial Services Authority

31 July 2022

## INVESTMENT MANAGER

Established in 15 July 1996, PT. AIA FINANCIAL (AIA) is one of the leading life insurance companies in Indonesia that registered and supervised by the Indonesian Financial Services Authority. AIA in Indonesia is a subsidiary of the AIA Group. With experienced personnel, AIA's Investment team manages the investments of all existing funds in accordance with its investment objectives and risk profile. AIA's Investment team has the proficiency to identify economic conditions and investment movements to generate competitive investment returns through a variety of financial instruments such as money market, bonds, shares and/or mutual funds.

## INVESTMENT OBJECTIVE

The Portfolio is an investment option that provides investor with optimal growth that aims to give superior long-term investment return with high risk tolerance.

## TARGET ALLOCATION

0% - 20% : Money Market Instruments  
80% - 100% : Equities listed in IDX and/ or  
Equity mutual funds incl. ETF

## FUND INFORMATION

Launch Date : 21 April 2017  
Launch Price : USD 1.00  
Unit Price (NAV) : USD 0.9622  
Risk Level : High

Fund Size (million) : USD 4.14  
Fund Management Fee : 2.10% per annum  
Pricing Frequency : Daily  
Benchmark : 98% MXID Index (In USD Term) +  
2% Average 3-month USD Time Deposit (Net)

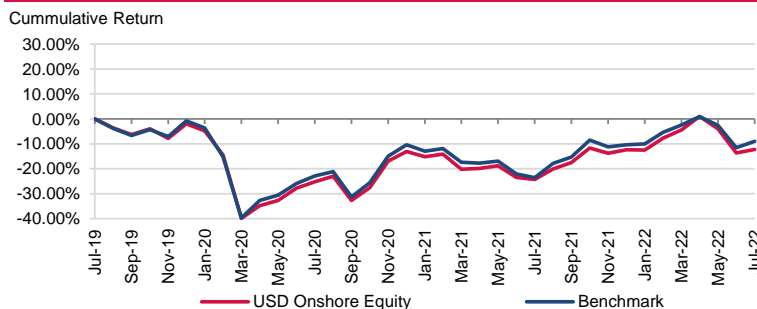
## FUND PERFORMANCE

Fund	Fund Performance						
	1 Month	3 Months	YTD	1 Year	Annualised		
					3 Years	5 Years	Since Inception
USD Onshore Equity**	1.62%	-13.10%	0.14%	15.89%	-4.19%	-1.55%	-0.73%
Benchmark*	2.94%	-9.78%	1.57%	19.21%	-3.08%	-1.57%	-0.59%

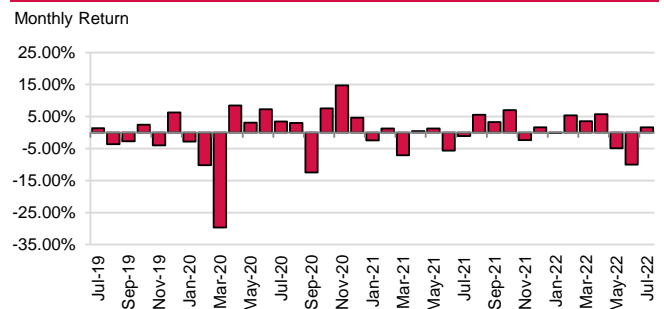
\*Current benchmark is effective since inception

\*\*Fund Performance (Net Asset Value) calculation is already included cost related to transaction, management fee and administrative fee

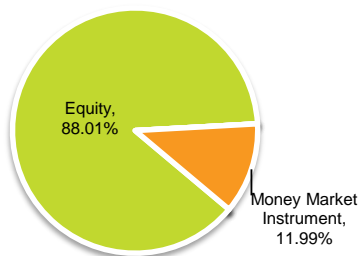
## LAST 3 YEARS CUMULATIVE RETURN



## LAST 3 YEARS MONTHLY RETURN



## ASSET ALLOCATION



## SECTOR ALLOCATION

Communication Services  
Consumer Discretionary  
Consumer Staples  
Energy  
Financials  
Health Care  
Industrials  
Materials  
TD + Cash

## TOP HOLDINGS

11.81% PT Adaro Energy Tbk  
5.37% PT Arwana Citramulia Tbk  
7.07% PT Astra International Tbk  
6.05% PT Bank Central Asia Tbk  
49.01% PT Bank Mandiri Tbk  
1.05% PT Bank Negara Indonesia Tbk  
2.00% PT Bank Rakyat Indonesia Tbk  
5.65% PT Merdeka Copper Gold Tbk  
11.99% PT Telekomunikasi Indonesia Tbk  
PT United Tractors Tbk

## FUND MANAGER COMMENTARY

In July 2022, USD Onshore Equity fund booked performance of +1.62% mom. The benchmark equity market continues to be volatile as global investors continues to be concerned over Fed tightening. Central banks across a number of developed countries also tightened their monetary policies. However, there was a temporary market relief towards the end of the month following encouraging 2Q 2022 results especially from the large cap stocks. Foreign investors continued to sell for 3 months in-a-row with another net outflow amounting to IDR2.3tr (US\$148mn), but lower compared to June's IDR7.5tr (US\$501mn). Financials was the largest positive contributor (+1.7% mom), followed by Energy (+0.81%), and Communication Services (+0.71%). While Consumer discretionary and Consumer staples was the largest negative contributor -0.27% and -0.33% respectively. Going forward, Indonesia Equity market may continue to see high volatility as uncertainties domestically & globally remain high. That said, this weakness may provide a good buying opportunity. Catalysts for the market include BI-rate hike, Rupiah appreciation and commodity price rebound.

**DISCLAIMER:** USD Onshore Equity Fund is an investment-linked fund offered by PT. AIA FINANCIAL. This document is prepared by PT. AIA FINANCIAL and solely for informational use only. This document is not an offer for sale nor a solicitation of an offer to purchase. Investment in unit-link product contains risks including but not limited to political risk, risk on changes in government decree or other government regulations, interest rate risk, liquidity risk, credit risk, equity risk and exchange rate risk. The performances of the funds are not guaranteed; the unit price and the investment result may increase or decrease. Past performances do not constitute a guarantee for future performance.