



FUND FACT SHEET

IDR FIXED INCOME FUND

PT. AIA FINANCIAL registered and supervised by the Financial Services Authority

31 July 2022

INVESTMENT MANAGER

Established in 15 July 1996, PT. AIA FINANCIAL (AIA) is one of the leading life insurance companies in Indonesia that registered and supervised by the Indonesian Financial Services Authority. AIA in Indonesia is a subsidiary of the AIA Group. With experienced personnel, AIA's Investment team manages the investments of all existing funds in accordance with its investment objectives and risk profile. AIA's Investment team has the proficiency to identify economic conditions and investment movements to generate competitive investment returns through a variety of financial instruments such as money market, bonds, shares and/or mutual funds.

INVESTMENT OBJECTIVE

The Portfolio shall be managed to provide investor an attractive investment return through strategic and selective investments in IDR denominated fixed income instruments with moderate risk tolerance.

TARGET ALLOCATION

0% - 20% : Money Market Instruments
80% - 100% : IDR Fixed Income securities and/ or
IDR Fixed Income mutual fund(s)

FUND INFORMATION

Launch Date : 7 November 2000
Launch Price : IDR 1,000.00
Unit Price (NAV) : IDR 4,493.91
Risk Level : Moderate

Fund Size (million) : IDR 1,015,141.38
Fund Management Fee : 1.65% per annum
Pricing Frequency : Daily
Benchmark : 90% Bloomberg EM Local Currency:
Indonesia Total Return Index Unhedged IDR
10% Indonesia Deposit Rate Avg 3-Month IDR
(Net of 20.0% WHT)
Fund Duration : 5.47
Benchmark Duration : 5.39

FUND PERFORMANCE

Fund	Fund Performance						
	1 Month	3 Months	YTD	1 Year	Annualised		
					3 Years	5 Years	Since Inception
IDR Fixed Income**	0.42%	0.73%	-1.08%	0.45%	5.02%	4.81%	7.16%
Benchmark *	0.34%	-0.12%	-1.35%	0.53%	5.64%	5.46%	9.42%

*Current benchmark is effective from 1 Jan 2021

1 May 2016 to 31 Dec 2020: 90% Bloomberg Indonesia Sov. Bond Index + 10% 3-Month IDR Avg Time Deposit (Net)

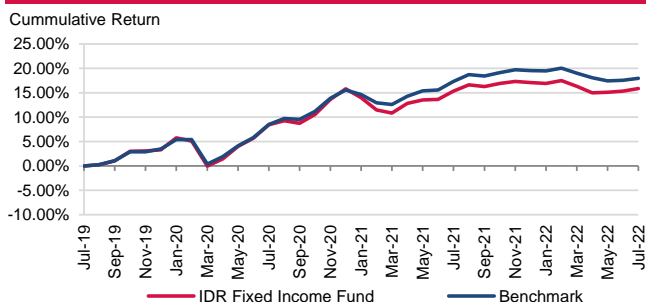
1 Mar 2013 to 30 Apr 2016: 90%HSBC Indonesia Local Currency Govt Bond (Net) + 10% Indonesia Deposit Rate Avg 3 Month IDR (Net)

1 Jan 2001 to 28 Feb 2013: HSBC Indonesia Local Currency Govt Bond TR (Net)

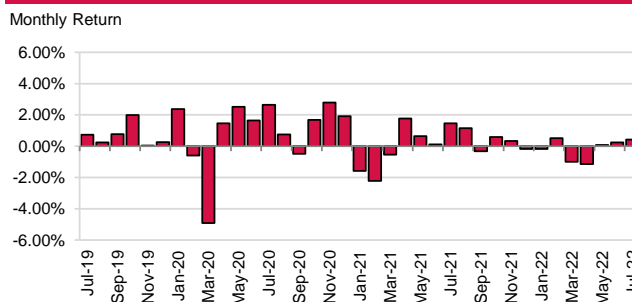
Since Inception to 31 Dec 2000: Indonesia SBI 1M Auction Avg yield (Net)

**Fund Performance (Net Asset Value) calculation is already included cost related to transaction, management fee and administrative fee

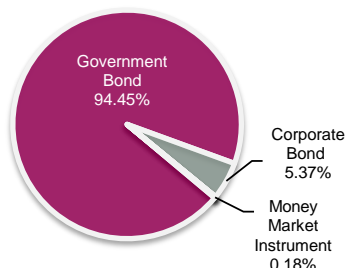
LAST 3 YEARS CUMULATIVE RETURN



LAST 3 YEARS MONTHLY RETURN



ASSET ALLOCATION



SECTOR ALLOCATION

Government Bond	94.45%
Consumer Discretionary	1.14%
Financials Bond	0.81%
Industrial Bond	3.43%
Bond < 1 Year	0.18%

TOP HOLDINGS

Government Bond FR0040
Government Bond FR0072
Government Bond FR0073
Government Bond FR0078
Government Bond FR0082

FUND MANAGER COMMENTARY

Indonesia local government bond market reported positive movement in July 2022 with Bloomberg EM Local Currency: Indonesia Total Return Index Unhedged IDR went up by +0.51% on monthly basis, while the IDR Fixed Income Fund performance reported +0.42% return in the same month. Despite US Federal Reserve made +75bps rate hike for the second time this year to combat inflation, bond market sentiment was uplifted as consensus started to believe the pace of US rate hike to slowdown going forward, after US GDP shrank by -0.9% in Q2 2022 and US recession probability in 2023 increased to 40% in July 2022. On the domestic side, Bank Indonesia maintained its benchmark 7-day RRR at 3.5%, unchanged since February 2021, but sold around IDR 70 trillion of government bonds to absorb liquidity from market.

DISCLAIMER: IDR Fixed Income Fund is an investment-linked fund offered by PT. AIA FINANCIAL. This document is prepared by PT. AIA FINANCIAL and solely for informational use only. This document is not an offer for sale nor a solicitation of an offer to purchase. Investment in unit-link product contains risks including but not limited to political risk, risk on changes in government decree or other government regulations, interest rate risk, liquidity risk, credit risk, equity risk and exchange rate risk. The performances of the funds are not guaranteed; the unit price and the investment result may increase or decrease. Past performances do not constitute a guarantee for future performance