



FUND FACT SHEET

USD PRIME GLOBAL EQUITY FUND

PT. AIA FINANCIAL registered and supervised by the Financial Services Authority

31 January 2022

INVESTMENT MANAGER

Established in 15 July 1996, PT. AIA FINANCIAL (AIA) is one of the leading life insurance companies in Indonesia that registered and supervised by the Indonesian Financial Services Authority. AIA in Indonesia is a subsidiary of the AIA Group. With experienced personnel, AIA's Investment team manages the investments of all existing funds in accordance with its investment objectives and risk profile. AIA's Investment team has the proficiency to identify economic conditions and investment movements to generate competitive investment returns through a variety of financial instruments such as money market, bonds, shares and/or mutual funds.

INVESTMENT OBJECTIVE

The Portfolio is an investment option that provides investor with aggressive growth that aims to give superior long-term investment return with high risk tolerance.

TARGET ALLOCATION

0% - 20% : Money Market Instruments
80% - 100% : Equity Mutual Funds

FUND INFORMATION

| | | | |
|------------------|-------------------|---------------------|-------------------|
| Launch Date | : 19 January 2018 | Fund Size (million) | : USD 64.67 |
| Launch Price | : USD 1.00 | Fund Management Fee | : 2.10% per annum |
| Unit Price (NAV) | : USD 1.2956 | Pricing Frequency | : Daily |
| Risk Level | : High | | |

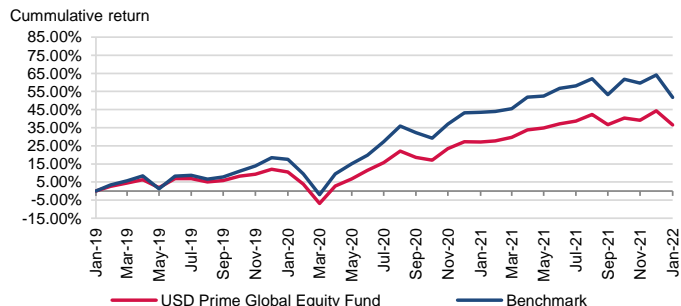
FUND PERFORMANCE

| Fund | Fund Performance | | | | | | |
|---------------------------|------------------|----------|--------|--------|------------|---------|-----------------|
| | 1 Month | 3 Months | YTD | 1 Year | Annualised | | |
| | | | | | 3 Years | 5 Years | Since Inception |
| USD Prime Global Equity** | -5.35% | -2.63% | -5.35% | 7.53% | 10.96% | N/A | 6.63% |
| Benchmark* | -7.58% | -6.19% | -7.58% | 5.65% | 16.27% | N/A | 9.59% |

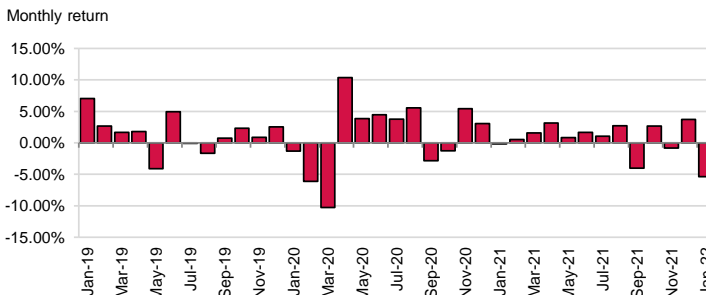
*Current benchmark is effective since inception

**Fund Performance (Net Asset Value) calculation is already included cost related to transaction, management fee and administrative fee

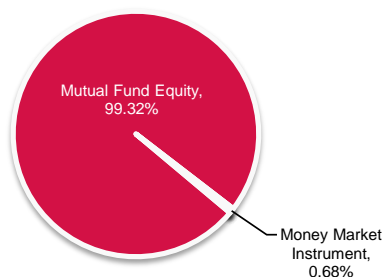
LAST 3 YEARS CUMULATIVE RETURN



LAST 3 YEARS MONTHLY RETURN



ASSET ALLOCATION



PORTFOLIO ALLOCATION

| | |
|--|--------|
| BNP Paribas Cakra Syariah MF | 82.48% |
| Schroder Asian Equity Yield Class A MF | 16.84% |
| TD + Cash | 0.68% |

FUND MANAGER COMMENTARY

In January 2022, USD Prime Global Equity Fund booked performance of -5.35% mom, above the benchmark performance. In the last month, global market corrected significantly driven by concerns on tighter Fed policy, rising Omicron cases, tensions between Russia and Ukraine, and disappointing earnings announcement from large companies in developed market. Going forward, Equity market will continue to depend on the development of global and domestic Coronavirus event, including number of cases, potential treatment and vaccines, and policy reaction including healthcare policy, stimulus, and support through recovery until post-covid period.

DISCLAIMER: USD Prime Global Equity Fund is an investment-linked fund offered by PT. AIA FINANCIAL. This document is prepared by PT. AIA FINANCIAL and solely for informational use only. This document is not an offer for sale nor a solicitation of an offer to purchase. Investment in unit-link product contains risks including but not limited to political risk, risk on changes in government decree or other government regulations, interest rate risk, liquidity risk, credit risk, equity risk and exchange rate risk. The performances of the funds are not guaranteed; the unit price and the investment result may increase or decrease. Past performances do not constitute a guarantee for future performance.