



## FUND FACT SHEET

# IDR EQUITY SYARIAH FUND

PT. AIA FINANCIAL registered and supervised by the Financial Services Authority

28 February 2022

### INVESTMENT MANAGER

Established in 15 July 1996, PT. AIA FINANCIAL (AIA) is one of the leading life insurance companies in Indonesia that registered and supervised by the Indonesian Financial Services Authority. AIA in Indonesia is a subsidiary of the AIA Group. With experienced personnel, AIA's Investment team manages the investments of all existing funds in accordance with its investment objectives and risk profile. AIA's Investment team has the proficiency to identify economic conditions and investment movements to generate competitive investment returns through a variety of financial instruments such as money market, bonds, shares and/or mutual funds.

### INVESTMENT OBJECTIVE

The Portfolio is a sharia investment option that provides investor with aggressive growth that aims to give superior long-term investment return with high risk tolerance.

### TARGET ALLOCATION

0% - 20% : Sharia money market instrument  
80% - 100% : Equities listed in Sharia Securities List and/ or Sharia mutual funds incl. ETF

### FUND INFORMATION

Launch Date	: 25 June 2010	Fund Size (million)	: IDR 1,407,055.30
Launch Price	: IDR 1,000.00	Fund Management Fee	: 2.10% per annum
Unit Price (NAV)	: IDR 894.88	Pricing Frequency	: Daily
Risk Level	: High	Benchmark	: 98% Jakarta Islamic Index 2% 3-Month IDR Avg Time Deposit (Net)

### FUND PERFORMANCE

Fund	Fund Performance						
	1 Month	3 Months	YTD	1 Year	Annualised		
					3 Years	5 Years	Since Inception
IDR Equity Syariah**	1.58%	2.59%	1.27%	-9.05%	-7.82%	-5.41%	-0.95%
Benchmark*	2.39%	2.19%	1.29%	-8.68%	-5.51%	-3.12%	2.33%

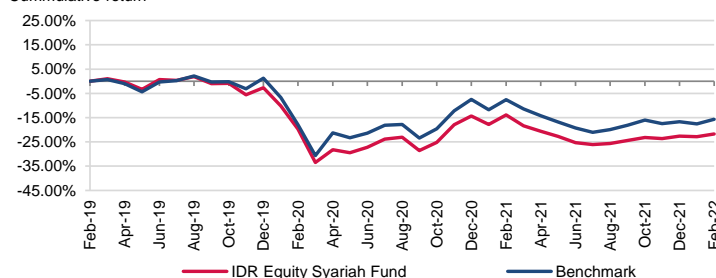
\*Current benchmark is effective from 1 Apr 2014

Since inception to 31 Mar 2014: Jakarta Islamic Index (Total Return)

\*\*Fund Performance (Net Asset Value) calculation is already included cost related to transaction, management fee and administrative fee

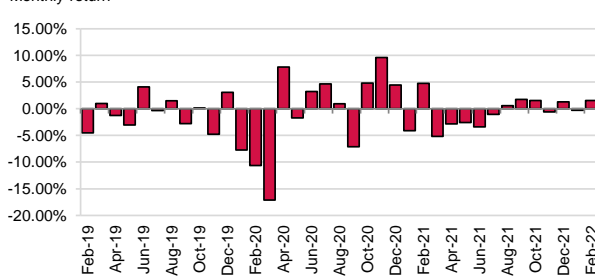
### LAST 3 YEARS CUMULATIVE RETURN

Cummulative return

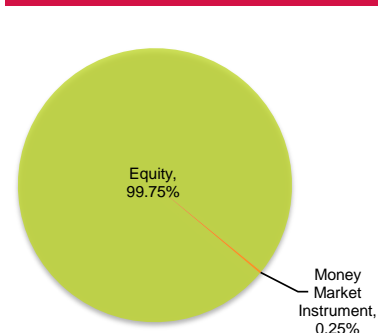


### LAST 3 YEARS MONTHLY RETURN

Monthly return



### ASSET ALLOCATION



### SECTOR ALLOCATION

Communication Services	23.57%
Consumer Discretionary	2.83%
Consumer Staples	20.47%
Energy	18.27%
Health Care	9.18%
Information Technology	3.72%
Materials	18.63%
Real Estate	2.52%
Utilities	0.55%
TD + Cash	0.25%

### TOP HOLDINGS

PT Adaro Energy Tbk	23.57%
PT Aneka Tambang Tbk	2.83%
PT Chandra Asri Petrochemical Tbk	20.47%
PT Charoen Pokphand Indonesia Tbk	18.27%
PT Indofood CBP Sukses Makmur Tbk	9.18%
PT Indofood Sukses Makmur Tbk	3.72%
PT Kalbe Farma Tbk	18.63%
PT Telekomunikasi Indonesia Tbk	2.52%
PT United Tractors Tbk	0.55%
PT XL Axiata Tbk	0.25%

### FUND MANAGER COMMENTARY

In February 2022, IDR Equity Syariah Fund booked performance of +1.58% mom, below the benchmark performance. By sector inside JII, materials was the largest positive contributor (1.5% mom), while consumer staples was the largest negative contributor (-1.2% mom). In last month, global market corrected further due to concern on Fed tightening pace in the earlier part of the month as US announced high January inflation number, followed by Ukraine-Russia war in the later part of the month. In opposite, domestic market posted positive performance, supported by significant IDR17.5t equity net inflow, as investor view Indonesia position as net commodity producer favorably. Going forward, Indonesia Equity market will continue to depend on the development of global and domestic factors such as development on Ukraine-Russia war as well as the policy reactions surrounding the war, fiscal and macro policy, as well as Covid-19 development.

**DISCLAIMER:** IDR Equity Syariah Fund is an Sharia investment-linked fund offered by PT. AIA FINANCIAL. This document is prepared by PT. AIA FINANCIAL and solely for informational use only. This document is not an offer for sale nor a solicitation of an offer to purchase. Investment in Sharia unit-link product contains risks including but not limited to political risk, risk on changes in government decree or other government regulations, risk on distribution on income / margin / fee, liquidity risk, credit risk, equity risk and exchange rate risk. The performances of the funds are not guaranteed; the unit price and the investment result may increase or decrease. Past performances do not constitute a guarantee for future performance.