



## FUND FACT SHEET

## IDR ULTIMATE EQUITY FUND

PT. AIA FINANCIAL licensed and supervised by the Financial Services Authority

31 December 2022

## INVESTMENT MANAGER PROFILE

Established in 15 July 1996, PT. AIA FINANCIAL (AIA) is one of the leading life insurance companies in Indonesia that registered and supervised by the Indonesian Financial Services Authority. AIA in Indonesia is a subsidiary of the AIA Group. With experienced personnel, AIA's Investment team manages the investments of all existing funds in accordance with its investment objectives and risk profile. AIA's Investment team has the proficiency to identify economic conditions and investment movements to generate competitive investment returns through a variety of financial instruments such as money market, bonds, shares and/or mutual funds.

## INVESTMENT OBJECTIVE

The Portfolio shall be managed to obtain optimal, long-term investment growth with high risk tolerance through equity mutual fund selection having investment diversifications on companies listed in the Indonesian Stock Exchange.

## TARGET ALLOCATION

0% - 20% : Money Market Instruments  
80% - 100% : Equities listed in IDX and/ or Equity mutual funds

## FUND INFORMATION

Investment Strategy	: Equity	Fund Size (million)	: IDR 242,139.76
Launch Date	: 26 October 2018	Fund Management Fee	: 2.40% per annum
Launch Price	: IDR 1,000.00	Pricing Frequency	: Daily
Unit Price (NAV)	: IDR 1,024.67	Benchmark	: 98% Jakarta Composite Index 2% IDR 1-Month Time Deposit Index (Net)
Fund Currency	: IDR	Custodian Bank	: Citibank, N.A
Risk Level	: High	Total Unit	: 236,310,416.6609
Managed By	: PT. AIA Financial		

## FUND PERFORMANCE

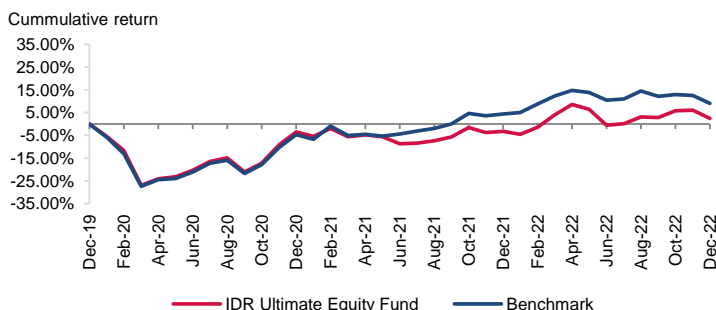
Fund	Fund Performance						
	1 Month	3 Months	YTD	1 Year	Annualised		
					3 Years	5 Years	Since Inception
IDR Ultimate Equity**	-3.41%	-0.36%	5.86%	5.86%	0.80%	N/A	0.58%
Benchmark*	-3.19%	-2.83%	4.39%	4.39%	2.90%	N/A	4.64%

\*Current benchmark is effective from 1 May 2022

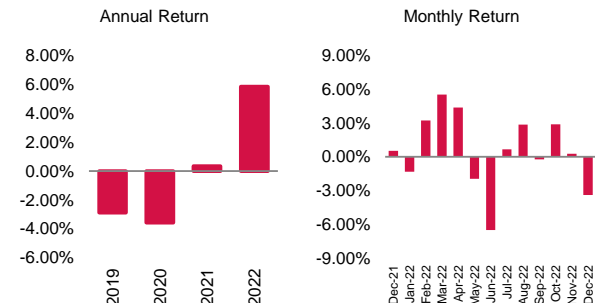
Since inception to 30 Apr 2022: 98% Jakarta Composite Index + 2% 3-Month IDR Avg Time Deposit (Net)

\*\*Fund Performance (Net Asset Value) calculation is already included cost related to transaction, management fee and administrative fee

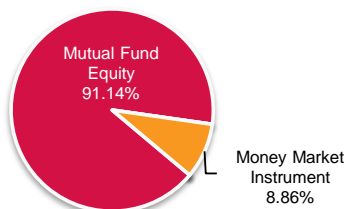
## LAST 3 YEARS CUMULATIVE RETURN



## ANNUAL &amp; MONTHLY RETURN



## ASSET ALLOCATION



## SECTOR ALLOCATION

MF Equity	91.14%
Bond < 1 Year	8.86%

## TOP HOLDINGS

Ashmore Dana Progresif Nusantara - Non Affiliates	20.44%
Batavia Dana Saham - Non Affiliates	26.52%
Schroder Dana Prestasi - Non Affiliates	20.03%
Schroder Dana Prestasi Plus - Non Affiliates	24.15%

## FUND MANAGER COMMENTARY

In December 2022, IDR Ultimate Equity Fund booked performance of -3.4% mom, slightly below the benchmark performance. By sector inside JCI, energy was the largest positive contributor (2.8% mom), while consumer discretionary was the largest negative contributor (-2% mom). In last month, global market in general posted a correction driven by fear of higher-than anticipated Fed rate target as well as slow down in economy as the effect of the ongoing tightening. In contrast, China market rallied, driven by ongoing reopening process. Domestic market followed similar direction to the global market with most indices corrected driven by correction in most large cap amid IDR21t net foreign outflow. Going forward, Indonesia Equity market will continue to depend on the development of global and domestic factors such as development on global inflationary pressure and subsequent policy reaction, global economic growth, and geopolitic situation.

**DISCLAIMER:** IDR Ultimate Equity Fund is an investment-linked fund offered by PT. AIA FINANCIAL. This document is prepared by PT. AIA FINANCIAL and solely for informational use only. This document is not an offer for sale nor a solicitation of an offer to purchase. Investment in unit-link product contains risks including but not limited to political risk, risk on changes in government decree or other government regulations, interest rate risk, liquidity risk, credit risk, equity risk and exchange rate risk. The performances of the funds are not guaranteed; the unit price and the investment result may increase or decrease. Past performances do not constitute a guarantee for future performance.