



FUND FACT SHEET

IDR CHINA INDIA INDONESIA EQUITY FUND

PT. AIA FINANCIAL licensed and supervised by the Financial Services Authority

31 December 2022

INVESTMENT MANAGER PROFILE

Established in 15 July 1996, PT. AIA FINANCIAL (AIA) is one of the leading life insurance companies in Indonesia that registered and supervised by the Indonesian Financial Services Authority. AIA in Indonesia is a subsidiary of the AIA Group. With experienced personnel, AIA's Investment team manages the investments of all existing funds in accordance with its investment objectives and risk profile. AIA's Investment team has the proficiency to identify economic conditions and investment movements to generate competitive investment returns through a variety of financial instruments such as money market, bonds, shares and/or mutual funds.

INVESTMENT OBJECTIVE

The Portfolio is an investment option that provides investor with long-term capital appreciation with high risk tolerance.

TARGET ALLOCATION

0% - 20% : Money Market Instruments
 8 - 100% : Equity instruments in Indonesia Stock Exchange incl. ETF
 0% - 25% : Equity instruments in Hongkong Stock Exchange incl. ETF
 0% - 25% : Equity instruments in National Stock Exc. of India incl. ETF

FUND INFORMATION

Investment Strategy	: Equity	Fund Size (million)	: IDR 6,214,094.08
Launch Date	: 06 January 2011	Fund Management Fee	: 2.00% per annum
Launch Price	: IDR 1,000.00	Pricing Frequency	: Daily
Unit Price (NAV)	: IDR 1,917.23	Benchmark	: 70% MSCI Indonesia Index
Fund Currency	: IDR		: 15% MSCI China + 15% MSCI India Index
Risk Level	: High	Custodian Bank	: Citibank, N.A
Managed By	: PT. AIA Financial	Total Unit	: 3,241,188,765.7627

FUND PERFORMANCE

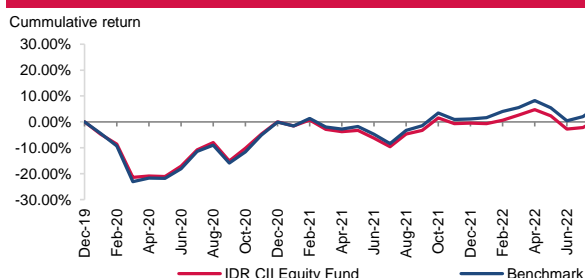
Fund	Fund Performance						
	1 Month	3 Months	YTD	1 Year	3 Years	5 Years	Since Inception
IDR China-India-Indonesia Equity**	-4.20%	1.03%	1.95%	1.95%	0.51%	-0.01%	5.58%
Benchmark*	-4.34%	2.10%	5.96%	5.96%	2.51%	1.16%	5.39%

*Current benchmark is effective since 1 Jan 2018

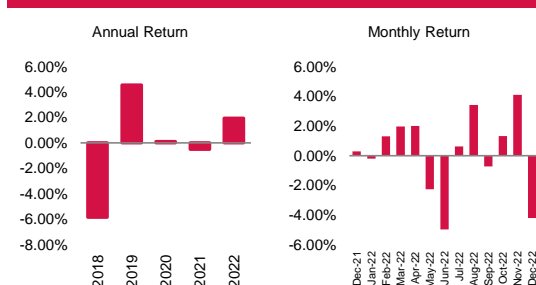
Since inception to 31 Dec 2017: 80% MSCI Indonesia Index + 10% MSCI China + 10% MSCI India Index

**Fund Performance (Net Asset Value) calculation is already included cost related to transaction, management fee and administrative fee

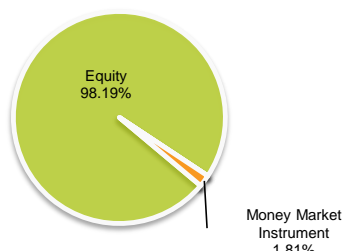
LAST 3 YEARS CUMULATIVE RETURN



ANNUAL & MONTHLY RETURN



ASSET ALLOCATION



SECTOR ALLOCATION

Communication Services	11.90%
Consumer Discretionary	10.74%
Consumer Staples	8.83%
Energy	7.89%
Financials	44.87%
Health Care	3.45%
Industrials	0.86%
Information Technology	2.04%
Materials	6.83%
Real Estate	0.34%
Utilities	0.44%
TD + Cash	1.81%

TOP HOLDINGS

ADARO ENERGY INDONESIA - Non Affiliates	BANK RAKYAT INDONESIA - Non Affiliates	MEITUAN-CLASS B - Non Affiliates	TELEKOM INDONESIA PERSERO - Non Affiliates
ALIBABA GROUP HOLDING LTD - Non Affiliates	CHAROEN POKPHAND INDONESIA - Non Affiliates	MERDEKA COPPER GOLD - Non Affiliates	TENCENT HOLDINGS LTD - Non Affiliates
ASTRA INTERNATIONAL - Non Affiliates	INDOFOOD CBP SUKSES MAKMUR - Non Affiliates	RELIANCE INDUSTRIES LTD - Non Affiliates	UNILEVER INDONESIA - Non Affiliates
BANK CENTRAL ASIA TBK - Non Affiliates	INDOFOOD SUKSES MAKMUR - Non Affiliates	SARANA MENARA NUSANTARA - Non Affiliates	UNITED TRACTORS - Non Affiliates
BANK MANDIRI - Non Affiliates	JD.COM INC - Non Affiliates	SEMEN INDONESIA PERSERO - Non Affiliates	VALE INDONESIA - Non Affiliates
BANK NEGARA INDONESIA - Non Affiliates	KALBE FARMA - Non Affiliates	SUMBER ALFARIA TRIJAYA - Non Affiliates	

FUND MANAGER COMMENTARY

In December 2022, IDR CII Equity Fund booked performance of -4.20% mom, slightly above its benchmark return. Last month, most of equity markets globally (with the exception of China & Hong Kong equity markets), including Indonesia & India equity markets, posted a correction driven by fear of higher-than-anticipated Fed rate target as well as of potential slowdown in global economy as a result of the ongoing monetary tightening. Indonesia equity market saw IDR21t of net foreign outflows in December 2022. China and Hong Kong equity markets, however, bucked the trend due to their upcoming economic reopening, and even saw sizeable foreign inflows. Positive market performance in China & Hong Kong equity markets may persist, in our view, providing potential return upside and buffer amidst the near-term market volatility during the global fund flow adjustment.

DISCLAIMER: IDR China-India-Indonesia Equity Fund is an investment-linked fund offered by PT. AIA FINANCIAL. This document is prepared by PT. AIA FINANCIAL and solely for informational use only. This document is not an offer for sale nor a solicitation of an offer to purchase. Investment in unit-link product contains risks including but not limited to political risk, risk on changes in government decree or other government regulations, interest rate risk, liquidity risk, credit risk, equity risk and exchange rate risk. The performances of the funds are not guaranteed; the unit price and the investment result may increase or decrease. Past performances do not constitute a guarantee for future performance.