



## FUND FACT SHEET

# USD ADVANCED ADVENTUROUS FUND

PT. AIA FINANCIAL registered and supervised by the Financial Services Authority

30 September 2021

### INVESTMENT MANAGER

Established in 15 July 1996, PT. AIA FINANCIAL (AIA) is one of the leading life insurance companies in Indonesia that registered and supervised by the Indonesian Financial Services Authority. AIA in Indonesia is a subsidiary of the AIA Group. With experienced personnel, AIA's Investment team manages the investments of all existing funds in accordance with its investment objectives and risk profile. AIA's Investment team has the proficiency to identify economic conditions and investment movements to generate competitive investment returns through a variety of financial instruments such as money market, bonds, shares and/or mutual funds.

### INVESTMENT OBJECTIVE

The Portfolio aims to achieve long-term total return with the appropriate level of capital risk by holding funds investing in equities, bonds and other fixed income securities in global markets, as well as investment in those types of assets.

### TARGET ALLOCATION

0% - 5% : Cash & Cash Equivalents  
0% - 30% : Mutual Funds - Fixed Income  
70% - 100% : Mutual Funds - Equity

### FUND INFORMATION

Launch Date	: 31 March 2021	Fund Size (million)	: USD 1.25
Launch Price	: USD 1.00	Fund Management Fee	: 2.10% per annum
Unit Price (NAV)	: USD 1.0223	Pricing Frequency	: Daily
Risk Level	: High	Benchmark	: 90% MSCI World Total Return Index + 10% Bloomberg Barclays Global Aggregate TR Index

### FUND PERFORMANCE

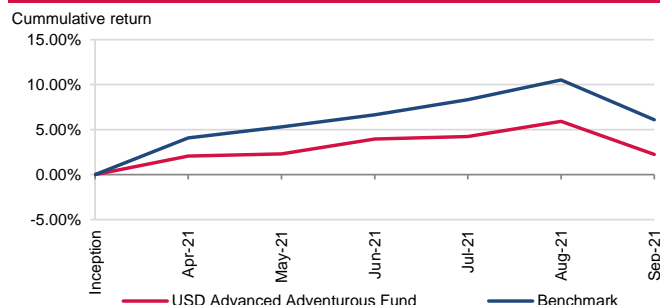
Fund	Fund Performance						
	1 Month	3 Months	YTD	1 Year	Annualised		
					3 Years	5 Years	Since Inception***
USD Advanced Adventurous**	-3.48%	-1.66%	N/A	N/A	N/A	N/A	2.23%
Benchmark*	-4.00%	-0.51%	N/A	N/A	N/A	N/A	6.10%

\*Current benchmark is effective since inception

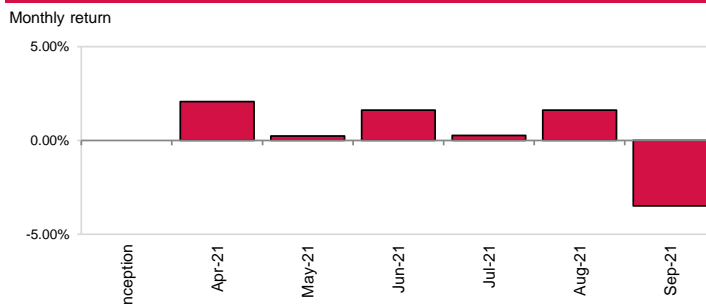
\*\*Fund Performance (Net Asset Value) calculation is already included cost related to transaction, management fee and administrative fee

\*\*\*Performance with less than 1 year is not annualized.

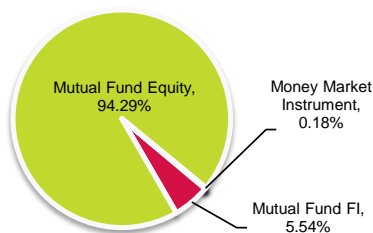
### LAST 1 YEAR CUMULATIVE RETURN



### LAST 1 YEAR MONTHLY RETURN



### ASSET ALLOCATION



### SECTOR ALLOCATION

MF Equity	94.29%
MF Fixed Income	5.54%
TD + Cash	0.18%

### TOP HOLDINGS

AIA Diversified Fixed Income MF	5.54%
AIA Global Multi Factor Equity MF	28.35%
AIA Global Quality Growth MF	23.06%
AIA New Multinationals MF	42.88%

### FUND MANAGER COMMENTARY

The current trend of equities outperforming bonds will likely continue albeit with higher volatility in the coming months. The portfolios continue to overweight developed market equities where above-trend growth is expected to continue in at least the first half of 2022 which will support the upward earnings revision momentum.

**DISCLAIMER:** USD Advanced Adventurous Fund is an investment-linked fund offered by PT. AIA FINANCIAL. This document is prepared by PT. AIA FINANCIAL and solely for informational use only. This document is not an offer for sale nor a solicitation of an offer to purchase. Investment in unit-link product contains risks including but not limited to political risk, risk on changes in government decree or other government regulations, interest rate risk, liquidity risk, credit risk, equity risk and exchange rate risk. The performances of the funds are not guaranteed; the unit price and the investment result may increase or decrease. Past performances do not constitute a guarantee for future performance.