



FUND FACT SHEET

USD ADVANCED BALANCED FUND

PT. AIA FINANCIAL registered and supervised by the Financial Services Authority

31 October 2021

INVESTMENT MANAGER

Established in 15 July 1996, PT. AIA FINANCIAL (AIA) is one of the leading life insurance companies in Indonesia that registered and supervised by the Indonesian Financial Services Authority. AIA in Indonesia is a subsidiary of the AIA Group. With experienced personnel, AIA's Investment team manages the investments of all existing funds in accordance with its investment objectives and risk profile. AIA's Investment team has the proficiency to identify economic conditions and investment movements to generate competitive investment returns through a variety of financial instruments such as money market, bonds, shares and/or mutual funds.

INVESTMENT OBJECTIVE

The Portfolio aims to achieve long-term total return with the appropriate level of capital risk by holding funds investing in equities, bonds and other fixed income securities in global markets, as well as investment in those types of assets.

TARGET ALLOCATION

0% - 5% : Cash & Cash Equivalents
20% - 60% : Mutual Funds - Fixed Income
40% - 80% : Mutual Funds - Equity

FUND INFORMATION

Launch Date	: 05 May 2021	Fund Size (million)	: USD 1.51
Launch Price	: USD 1.00	Fund Management Fee	: 1.85% per annum
Unit Price (NAV)	: USD 1.0406	Pricing Frequency	: Daily
Risk Level	: Moderate to High	Benchmark	: 60% MSCI World Total Return Index + 40% Bloomberg Barclays Global Aggregate TR Index

FUND PERFORMANCE

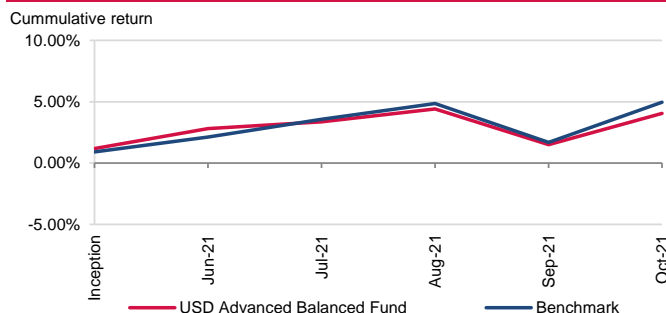
Fund	Fund Performance						
	1 Month	3 Months	YTD	1 Year	Annualised		
					3 Years	5 Years	Since Inception***
USD Advanced Balanced**	2.52%	0.68%	N/A	N/A	N/A	N/A	4.05%
Benchmark*	3.21%	1.33%	N/A	N/A	N/A	N/A	4.95%

*Current benchmark is effective since inception

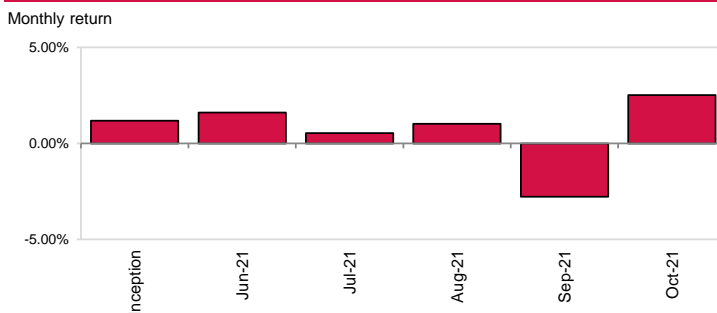
**Fund Performance (Net Asset Value) calculation is already included cost related to transaction, management fee and administrative fee

***Performance with less than 1 year is not annualized.

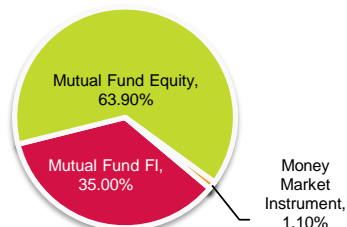
LAST 1 YEAR CUMULATIVE RETURN



LAST 1 YEAR MONTHLY RETURN



ASSET ALLOCATION



SECTOR ALLOCATION

MF Equity	63.90%
MF Fixed Income	35.00%
TD + Cash	1.10%

TOP HOLDINGS

AIA Diversified Fixed Income MF	35.00%
AIA Global Multi Factor Equity MF	19.17%
AIA Global Quality Growth MF	15.88%
AIA New Multinationals MF	28.85%

FUND MANAGER COMMENTARY

Despite a weak start to the month, equities regained momentum and ended the month on a strong note with many equity indices making new highs. Equities in US were supported by a strong start to corporate earnings announcement where majority of companies reported better than expected results. Chinese equities also rebounded after a large property developer made bond interest payments that they had missed back in September. Global supply chain constraints as well as rising energy prices drove concerns around inflationary pressures, leading to concerns over possible faster pace of tightening by central banks. The current trend of equities outperforming bonds will likely continue albeit with higher volatility in the coming months. Portfolio continue to overweight developed market equities where above-trend growth is expected to continue into at least the first half of 2022 which will support the upward earnings revision momentum.

DISCLAIMER: USD Advanced Balanced Fund is an investment-linked fund offered by PT. AIA FINANCIAL. This document is prepared by PT. AIA FINANCIAL and solely for informational use only. This document is not an offer for sale nor a solicitation of an offer to purchase. Investment in unit-link product contains risks including but not limited to political risk, risk on changes in government decree or other government regulations, interest rate risk, liquidity risk, credit risk, equity risk and exchange rate risk. The performances of the funds are not guaranteed; the unit price and the investment result may increase or decrease. Past performances do not constitute a guarantee for future performance.