



FUND FACT SHEET

IDR CHINA INDIA INDONESIA EQUITY FUND

PT. AIA FINANCIAL registered and supervised by the Financial Services Authority

30 November 2021

INVESTMENT MANAGER

Established in 15 July 1996, PT. AIA FINANCIAL (AIA) is one of the leading life insurance companies in Indonesia that registered and supervised by the Indonesian Financial Services Authority. AIA in Indonesia is a subsidiary of the AIA Group. With experienced personnel, AIA's Investment team manages the investments of all existing funds in accordance with its investment objectives and risk profile. AIA's Investment team has the proficiency to identify economic conditions and investment movements to generate competitive investment returns through a variety of financial instruments such as money market, bonds, shares and/or mutual funds.

INVESTMENT OBJECTIVE

The Portfolio is an investment option that provides investor with long-term capital appreciation with high risk tolerance.

TARGET ALLOCATION

0% - 20% : Money Market Instruments
8 - 100% : Equity instruments in Indonesia Stock Exchange incl. ETF
0% - 25% : Equity instruments in Hongkong Stock Exchange incl. ETF
0% - 25% : Equity instruments in National Stock Exc. of India incl. ETF

FUND INFORMATION

Launch Date	: 06 January 2011	Fund Size (million)	: IDR 6,575,316.71
Launch Price	: IDR 1,000.00	Fund Management Fee	: 2.00% per annum
Unit Price (NAV)	: IDR 1,875.24	Pricing Frequency	: Daily
Risk Level	: High	Benchmark	: 70% MSCI Indonesia Index 15% MSCI China + 15% MSCI India Index

FUND PERFORMANCE

Fund	Fund Performance						
	1 Month	3 Months	YTD	1 Year	Annualised		
					3 Years	5 Years	Since Inception
IDR China-India-Indonesia Equity**	-2.25%	4.11%	-0.79%	4.20%	1.37%	4.64%	5.94%
Benchmark*	-2.44%	4.34%	1.02%	6.27%	2.26%	5.49%	5.17%

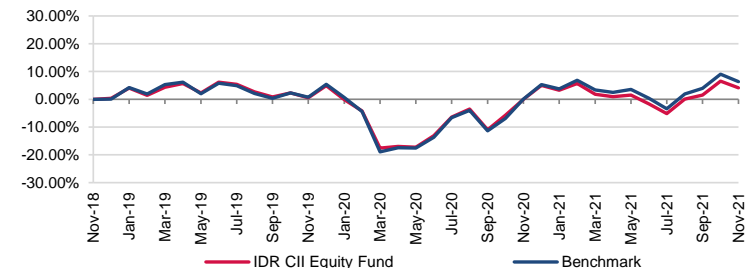
*Current benchmark is effective since 1 Jan 2018

Since inception to 31 Dec 2017: 80% MSCI Indonesia Index + 10% MSCI China + 10% MSCI India Index

**Fund Performance (Net Asset Value) calculation is already included cost related to transaction, management fee and administrative fee

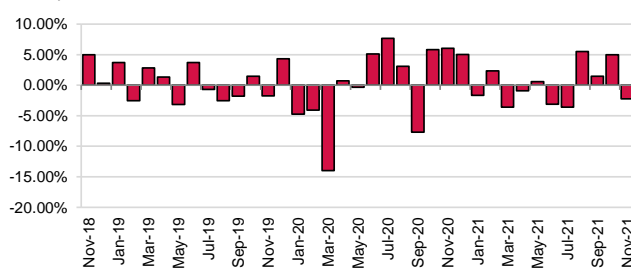
LAST 3 YEARS CUMULATIVE RETURN

Cumulative return

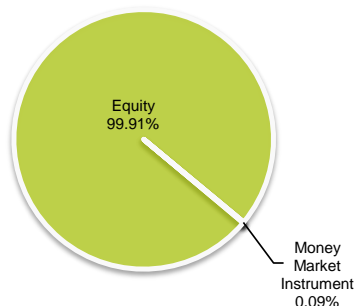


LAST 3 YEARS MONTHLY RETURN

Monthly return



ASSET ALLOCATION



SECTOR ALLOCATION

Communication Services	17.18%
Consumer Discretionary	9.77%
Consumer Staples	7.67%
Energy	4.46%
Financials	42.62%
Health Care	3.46%
Industrials	2.00%
Information Technology	4.58%
Materials	7.30%
Real Estate	0.45%
Utilities	0.42%
TD + Cash	0.09%

TOP HOLDINGS

PT Astra International Tbk
PT Bank Central Asia Tbk
PT Bank Mandiri Tbk
PT Bank Negara Indonesia Tbk
PT Bank Rakyat Indonesia Tbk
PT Charoen Pokphand Indonesia Tbk
PT Merdeka Copper Gold Tbk
PT Telekomunikasi Indonesia Tbk
Reliance Industries Ltd
Tencent Holdings Ltd

FUND MANAGER COMMENTARY

In November 2021, IDR CII Equity Fund booked performance of -2.25% mom, in line with the MXID performance of -1.8%, MXCN performance of -5.8%, and MXIN performance of -2.7%. In last month, global equity market was corrected, driven by forecast of earlier than anticipated US Federal Reserve tightening, coupled with concern on inflation and slowing growth on reopening as well as the new Omicron Covid19 variant. The external pressure, offset by positive domestic factors including low Covid19 cases amid reopening, improvement in balance of payment, and Indonesia position as net energy producer, resulted in relatively soft correction of domestic equity market. Going forward, Indonesia equity market will continue to depend on the development of global and domestic macro and fiscal policies, geopolitics, and Coronavirus event.

DISCLAIMER: IDR China-India-Indonesia Equity Fund is an investment-linked fund offered by PT. AIA FINANCIAL. This document is prepared by PT. AIA FINANCIAL and solely for informational use only. This document is not an offer for sale nor a solicitation of an offer to purchase. Investment in unit-link product contains risks including but not limited to political risk, risk on changes in government decree or other government regulations, interest rate risk, liquidity risk, credit risk, equity risk and exchange rate risk. The performances of the funds are not guaranteed; the unit price and the investment result may increase or decrease. Past performances do not constitute a guarantee for future performance.