



## FUND FACT SHEET

## USD ONSHORE EQUITY FUND

PT. AIA FINANCIAL registered and supervised by the Financial Services Authority

31 May 2021

## INVESTMENT MANAGER

Established in 15 July 1996, PT. AIA FINANCIAL (AIA) is one of the leading life insurance companies in Indonesia that registered and supervised by the Indonesian Financial Services Authority. AIA in Indonesia is a subsidiary of the AIA Group. With experienced personnel, AIA's Investment team manages the investments of all existing funds in accordance with its investment objectives and risk profile. AIA's Investment team has the proficiency to identify economic conditions and investment movements to generate competitive investment returns through a variety of financial instruments such as money market, bonds, shares and/or mutual funds.

## INVESTMENT OBJECTIVE

The Portfolio is an investment option that provides investor with optimal growth that aims to give superior long-term investment return with high risk tolerance.

## TARGET ALLOCATION

0% - 20% : Money Market Instruments  
80% - 100% : Equities listed in IDX and/ or  
Equity mutual funds incl. ETF

## FUND INFORMATION

Launch Date : 21 April 2017  
Launch Price : USD 1.00  
Unit Price (NAV) : USD 0.8900  
Risk Level : High

Fund Size (million) : USD 3.30  
Fund Management Fee : 2.10% per annum  
Pricing Frequency : Daily  
Benchmark : 98% MXID Index (In USD Term) +  
2% Average 3-month USD Time Deposit (Net)

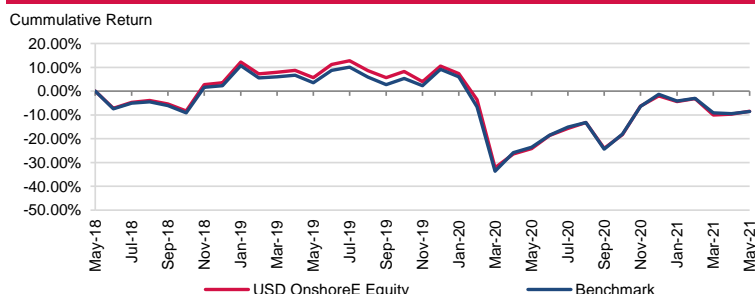
## FUND PERFORMANCE

Fund	Fund Performance						
	1 Month	3 Months	YTD	1 Year	Annualised		
					3 Years	5 Years	Since Inception
USD Onshore Equity Fund**	1.31%	-5.50%	-6.64%	20.64%	-2.75%	N/A	-2.80%
Benchmark*	1.07%	-5.68%	-7.26%	19.71%	-2.93%	N/A	-2.92%

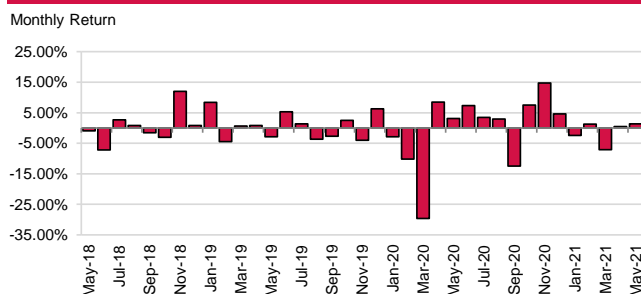
\*Current benchmark is effective since inception

\*\*Fund Performance (Net Asset Value) calculation is already included cost related to transaction, management fee and administrative fee

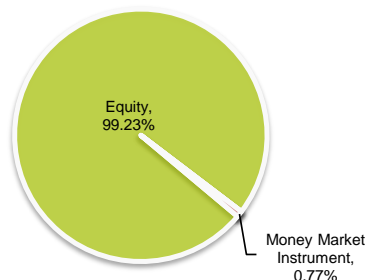
## LAST 3 YEARS CUMULATIVE RETURN



## LAST 3 YEARS MONTHLY RETURN



## ASSET ALLOCATION



## SECTOR ALLOCATION

Communication Services	16.85%
Consumer Discretionary	7.83%
Consumer Staples	9.14%
Energy	3.95%
Financials	49.14%
Health Care	1.71%
Information Technology	0.06%
Materials	9.41%
Real Estate	1.14%
TD + Cash	0.77%

## TOP HOLDINGS

PT Astra International Tbk
PT Bank Central Asia Tbk
PT Bank Mandiri Tbk
PT Bank Negara Indonesia Tbk
PT Bank Rakyat Indonesia Tbk
PT Charoen Pokphand Indonesia Tbk
PT Merdeka Copper Gold Tbk
PT Sarana Menara Nusantara Tbk
PT Telekomunikasi Indonesia Tbk
PT United Tractors Tbk

## FUND MANAGER COMMENTARY

In May 2021, USD Onshore Equity Fund booked performance of +1.31% mom, slightly above the MXID performance (in USD). By sector inside MXID, Communication Services was the largest positive contributor (1% mom), while Materials was the largest negative contributor (-0.5% mom). In last month, global equity market corrected in the first half of the month due to faster-than-expected inflation data from US but rebounded in the later part of the month amid softening USD environment. However, ASEAN market saw a more limited rebound due to resurgence of Covid19 cases and subsequent tightening in Singapore, Thailand, and Malaysia. In the domestic market, the same sentiment that affected the ASEAN market also put headwinds in the rebound which result in mixed performance of the domestic equities on monthly basis. Going forward, Indonesia equity market will continue to depend on the development of global and domestic Coronavirus event, including number of cases, treatment and vaccines, and policy reaction including healthcare policy, stimulus, and support through recovery until post-Covid19 period.

**DISCLAIMER:** USD Onshore Equity Fund is an investment-linked fund offered by PT. AIA FINANCIAL. This document is prepared by PT. AIA FINANCIAL and solely for informational use only. This document is not an offer for sale nor a solicitation of an offer to purchase. Investment in unit-link product contains risks including but not limited to political risk, risk on changes in government decree or other government regulations, interest rate risk, liquidity risk, credit risk, equity risk and exchange rate risk. The performances of the funds are not guaranteed; the unit price and the investment result may increase or decrease. Past performances do not constitute a guarantee for future performance.