



FUND FACT SHEET

USD ADVANCED ADVENTUROUS FUND

PT. AIA FINANCIAL registered and supervised by the Financial Services Authority

31 May 2021

INVESTMENT MANAGER

Established in 15 July 1996, PT. AIA FINANCIAL (AIA) is one of the leading life insurance companies in Indonesia that registered and supervised by the Indonesian Financial Services Authority. AIA in Indonesia is a subsidiary of the AIA Group. With experienced personnel, AIA's Investment team manages the investments of all existing funds in accordance with its investment objectives and risk profile. AIA's Investment team has the proficiency to identify economic conditions and investment movements to generate competitive investment returns through a variety of financial instruments such as money market, bonds, shares and/or mutual funds.

INVESTMENT OBJECTIVE

The Portfolio aims to achieve long-term total return with the appropriate level of capital risk by holding funds investing in equities, bonds and other fixed income securities in global markets, as well as investment in those types of assets.

TARGET ALLOCATION

0% - 5% : Cash & Cash Equivalents
0% - 30% : Mutual Funds - Fixed Income
70% - 100% : Mutual Funds - Equity

FUND INFORMATION

Launch Date	: 31 March 2021	Fund Size (million)	: USD 0.94
Launch Price	: USD 1.00	Fund Management Fee	: 2.10% per annum
Unit Price (NAV)	: USD 1.0231	Pricing Frequency	: Daily
Risk Level	: High	Benchmark	: 90% MSCI World Total Return Index + 10% Bloomberg Barclays Global Aggregate TR Index

FUND PERFORMANCE

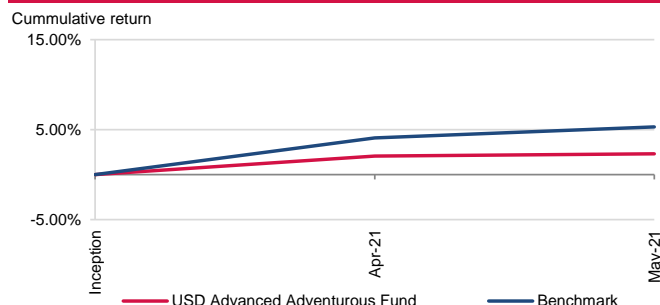
Fund	Fund Performance						
	1 Month	3 Months	YTD	1 Year	Annualised		
					3 Years	5 Years	Since Inception***
USD Advanced Adventurous Fund**	0.23%	N/A	N/A	N/A	N/A	N/A	2.31%
Benchmark*	1.17%	N/A	N/A	N/A	N/A	N/A	5.30%

*Current benchmark is effective since inception

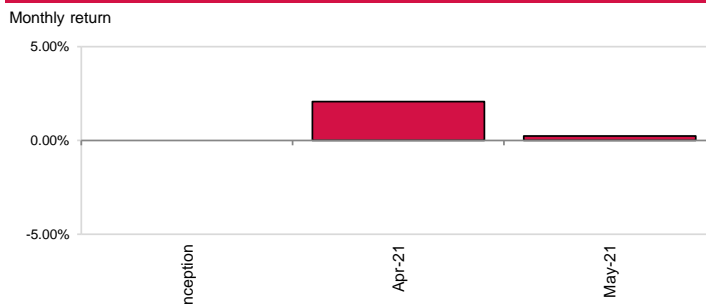
**Fund Performance (Net Asset Value) calculation is already included cost related to transaction, management fee and administrative fee

***Performance with less than 1 year is not annualized.

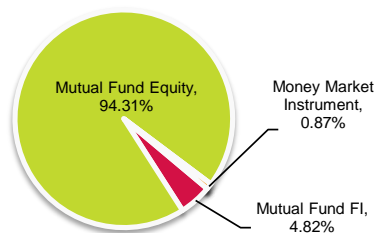
LAST 1 YEAR CUMULATIVE RETURN



LAST 1 YEAR MONTHLY RETURN



ASSET ALLOCATION



SECTOR ALLOCATION

MF Equity	94.31%
MF Fixed Income	4.82%
TD + Cash	0.87%

TOP HOLDINGS

AIA Asia Ex-Japan Equity MF	1.74%
AIA Diversified Fixed Income MF	4.82%
AIA Global Multi Factor Equity MF	21.57%
AIA Global Quality Growth MF	27.85%
AIA Greater China Equity MF	1.17%
AIA New Multinationals MF	41.98%

FUND MANAGER COMMENTARY

Despite strong economic data over the last month, markets have been more muted over concerns that upside data surprises may bring about more persistent inflation, pushing central banks to prematurely end their accommodative policies and start raising interest rates earlier than expected. This will likely slow down the economy. Equities have had a good start to the year, but periods of bumps and volatility are expected ahead of us. The portfolio continues to overweight equities as economic recovery continues to play out. We continue our neutral position towards Investment Grade credits with Asian credits yield pickup remaining attractive over US as credit fundamentals are expected to remain resilient with improved balance sheets.

DISCLAIMER: USD Advanced Adventurous Fund is an investment-linked fund offered by PT. AIA FINANCIAL. This document is prepared by PT. AIA FINANCIAL and solely for informational use only. This document is not an offer for sale nor a solicitation of an offer to purchase. Investment in unit-link product contains risks including but not limited to political risk, risk on changes in government decree or other government regulations, interest rate risk, liquidity risk, credit risk, equity risk and exchange rate risk. The performances of the funds are not guaranteed; the unit price and the investment result may increase or decrease. Past performances do not constitute a guarantee for future performance.