



## FUND FACT SHEET

# USD ADVANCED BALANCED FUND

PT. AIA FINANCIAL registered and supervised by the Financial Services Authority

30 June 2021

### INVESTMENT MANAGER

Established in 15 July 1996, PT. AIA FINANCIAL (AIA) is one of the leading life insurance companies in Indonesia that registered and supervised by the Indonesian Financial Services Authority. AIA in Indonesia is a subsidiary of the AIA Group. With experienced personnel, AIA's Investment team manages the investments of all existing funds in accordance with its investment objectives and risk profile. AIA's Investment team has the proficiency to identify economic conditions and investment movements to generate competitive investment returns through a variety of financial instruments such as money market, bonds, shares and/or mutual funds.

### INVESTMENT OBJECTIVE

The Portfolio aims to achieve long-term total return with the appropriate level of capital risk by holding funds investing in equities, bonds and other fixed income securities in global markets, as well as investment in those types of assets.

### TARGET ALLOCATION

0% - 5% : Cash & Cash Equivalents  
20% - 60% : Mutual Funds - Fixed Income  
40% - 80% : Mutual Funds - Equity

### FUND INFORMATION

Launch Date	: 05 May 2021	Fund Size (million)	: USD 0.56
Launch Price	: USD 1.00	Fund Management Fee	: 1.85% per annum
Unit Price (NAV)	: USD 1.0281	Pricing Frequency	: Daily
Risk Level	: Moderate to High	Benchmark	: 60% MSCI World Total Return Index + 40% Bloomberg Barclays Global Aggregate TR Index

### FUND PERFORMANCE

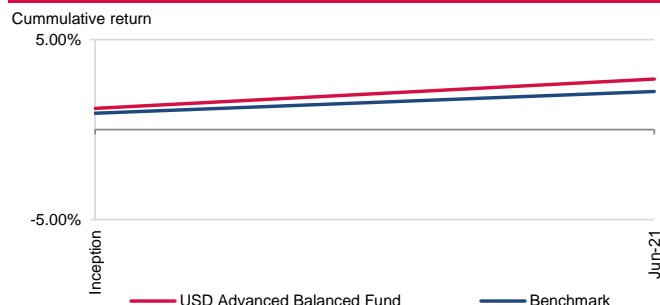
Fund	Fund Performance						
	1 Month	3 Months	YTD	1 Year	Annualised		
					3 Years	5 Years	Since Inception***
USD Advanced Balanced Fund**	1.61%	N/A	N/A	N/A	N/A	N/A	2.81%
Benchmark*	1.20%	N/A	N/A	N/A	N/A	N/A	2.12%

\*Current benchmark is effective since inception

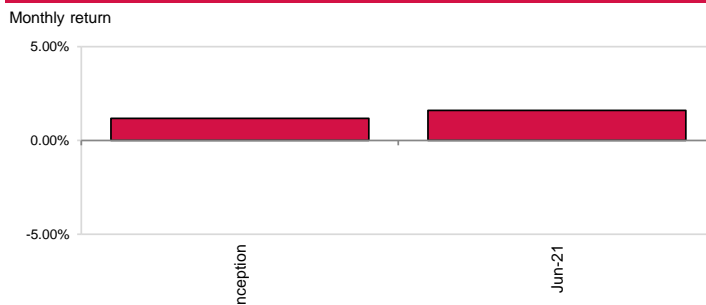
\*\*Fund Performance (Net Asset Value) calculation is already included cost related to transaction, management fee and administrative fee

\*\*\*Performance with less than 1 year is not annualized.

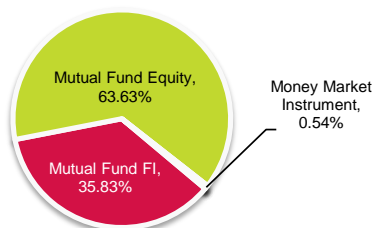
### LAST 1 YEAR CUMULATIVE RETURN



### LAST 1 YEAR MONTHLY RETURN



### ASSET ALLOCATION



### SECTOR ALLOCATION

MF Equity	63.63%
MF Fixed Income	35.83%
MF Equity	0.54%

### TOP HOLDINGS

AIA Asia Ex-Japan Equity MF	1.37%
AIA Diversified Fixed Income MF	35.83%
AIA Global Multi Factor Equity MF	15.18%
AIA Global Quality Growth MF	19.49%
AIA Greater China Equity MF	0.68%
AIA New Multinationals MF	26.91%

### FUND MANAGER COMMENTARY

While the second half of the year could be bumpier for financial markets, we expect equity markets to continue its positive path. The Advanced portfolios continue to overweight equities as economic recovery continues to play out. We continue to advocate a neutral position towards Investment Grade credits with Asian credits yield pickup remaining attractive over US as credit fundamentals are expected to remain resilient with improved balance sheets.

**DISCLAIMER:** USD Advanced Balanced Fund is an investment-linked fund offered by PT. AIA FINANCIAL. This document is prepared by PT. AIA FINANCIAL and solely for informational use only. This document is not an offer for sale nor a solicitation of an offer to purchase. Investment in unit-link product contains risks including but not limited to political risk, risk on changes in government decree or other government regulations, interest rate risk, liquidity risk, credit risk, equity risk and exchange rate risk. The performances of the funds are not guaranteed; the unit price and the investment result may increase or decrease. Past performances do not constitute a guarantee for future performance.