



FUND FACT SHEET

IDR GROWTH EQUITY SYARIAH FUND

PT. AIA FINANCIAL registered and supervised by the Financial Services Authority

30 June 2021

INVESTMENT MANAGER

Established in 15 July 1996, PT. AIA FINANCIAL (AIA) is one of the leading life insurance companies in Indonesia that registered and supervised by the Indonesian Financial Services Authority. AIA in Indonesia is a subsidiary of the AIA Group. With experienced personnel, AIA's Investment team manages the investments of all existing funds in accordance with its investment objectives and risk profile. AIA's Investment team has the proficiency to identify economic conditions and investment movements to generate competitive investment returns through a variety of financial instruments such as money market, bonds, shares and/or mutual funds.

INVESTMENT OBJECTIVE

The Portfolio is a sharia investment option that provides investor with aggressive growth that aims to give superior long-term investment return with high risk tolerance.

TARGET ALLOCATION

0% - 20% : Sharia money market instrument
80% - 100% : Equities listed in Sharia Securities List and/ or Sharia mutual funds

FUND INFORMATION

Launch Date	: 10 June 2015	Fund Size (million)	: IDR 67,969.72
Launch Price	: IDR 1,000.00	Fund Management Fee	: 2.10% per annum
Unit Price (NAV)	: IDR 871.70	Pricing Frequency	: Daily
Risk Level	: High	Benchmark	: 98% Indonesia Sharia Stock Index 2% 3-Month IDR Avg Time Deposit (Net)

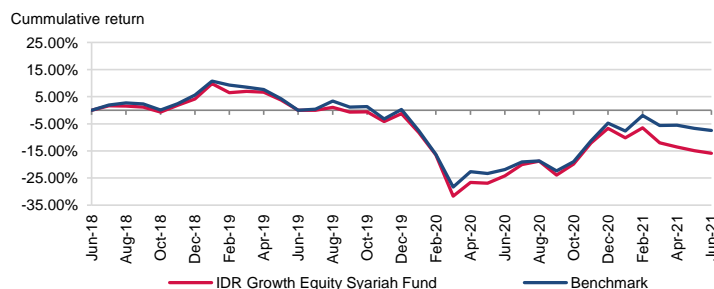
FUND PERFORMANCE

Fund	Fund Performance						
	1 Month	3 Months	YTD	1 Year	Annualised		
					3 Years	5 Years	Since Inception
IDR Growth Equity Syariah**	-1.15%	-4.44%	-9.83%	11.02%	-3.29%	-3.29%	-2.24%
Benchmark*	-0.80%	-1.89%	-2.85%	18.53%	-0.07%	0.90%	1.39%

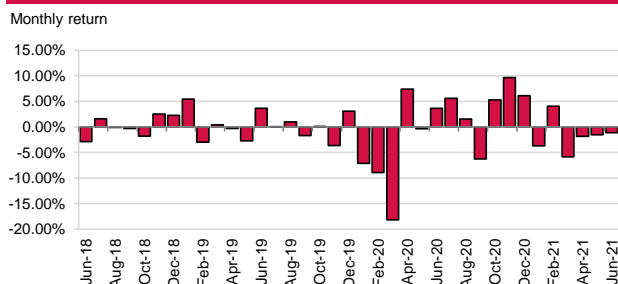
*Current benchmark is effective since inception

**Fund Performance (Net Asset Value) calculation is already included cost related to transaction, management fee and administrative fee

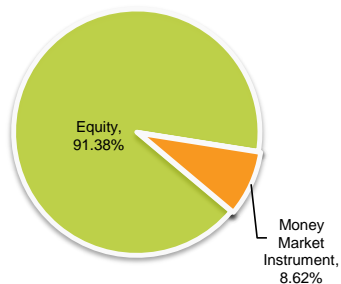
LAST 3 YEARS CUMULATIVE RETURN



LAST 3 YEARS MONTHLY RETURN



ASSET ALLOCATION



SECTOR ALLOCATION

Communication Services	20.89%
Consumer Discretionary	3.32%
Consumer Staples	20.43%
Energy	6.88%
Financials	4.79%
Health Care	6.09%
Industrials	0.12%
Information Technology	4.06%
Materials	20.12%
Real Estate	3.33%
Utilities	1.36%
TD + Cash	8.62%

TOP HOLDINGS

PT Bank Syariah Indonesia Tbk
PT Chandra Asri Petrochemical Tbk
PT Charoen Pokphand Indonesia Tbk
PT Elang Mahkota Teknologi Tbk
PT Indofood CBP Sukses Makmur Tbk
PT Merdeka Copper Gold Tbk
PT Mitra Keluarga Karyasehat Tbk
PT Telekomunikasi Indonesia Tbk
PT Unilever Indonesia Tbk
TD Bank Danamon Syariah

FUND MANAGER COMMENTARY

In June 2021, IDR Growth Equity Syariah Fund booked performance of -1.15% mom, slightly below the benchmark performance. By sector inside ISSI, Information Technology was the largest positive contributor (0.7% mom), while Consumer Staples was the largest negative contributor (-1.7% mom). In last month, global equity posted mixed performance amid discussion of potential Fed tapering and Covid19 resurgence in various countries. In domestic side, resurging Covid19 cases after Lebaran put pressure on the domestic equity market, especially on the large caps. Going forward, Indonesia equity market will continue to depend on the development of global and domestic Coronavirus event, including number of cases, treatment and vaccines, and policy reaction including healthcare policy, stimulus, and support through recovery until post-Covid19 period.

DISCLAIMER: IDR Growth Equity Syariah Fund is an Sharia investment-linked fund offered by PT. AIA FINANCIAL. This document is prepared by PT. AIA FINANCIAL and solely for informational use only. This document is not an offer for sale nor a solicitation of an offer to purchase. Investment in Sharia unit-link product contains risks including but not limited to political risk, risk on changes in government decree or other government regulations, risk on distribution on income / margin / fee, liquidity risk, credit risk, equity risk and exchange rate risk. The performances of the funds are not guaranteed; the unit price and the investment result may increase or decrease. Past performances do not constitute a guarantee for future performance.