



## FUND FACT SHEET

## IDR DYNAMIC SYARIAH FUND

PT. AIA FINANCIAL registered and supervised by the Financial Services Authority

30 June 2021

## INVESTMENT MANAGER

Established in 15 July 1996, PT. AIA FINANCIAL (AIA) is one of the leading life insurance companies in Indonesia that registered and supervised by the Indonesian Financial Services Authority. AIA in Indonesia is a subsidiary of the AIA Group. With experienced personnel, AIA's Investment team manages the investments of all existing funds in accordance with its investment objectives and risk profile. AIA's Investment team has the proficiency to identify economic conditions and investment movements to generate competitive investment returns through a variety of financial instruments such as money market, bonds, shares and/or mutual funds.

## INVESTMENT OBJECTIVE

The Portfolio is a sharia investment option that provides investor an optimum return with moderate to high risk tolerance through investments in IDR fixed income instruments and listed equity with diversified level of risk.

## TARGET ALLOCATION

0% - 40% : Sharia Money Market Instruments  
 30% - 80% : IDR Sharia Fixed Income securities and/ or  
 : Sharia Fixed Income Mutual Fund(s) incl. ETF  
 30% - 80% : Equities listed in Sharia Securities List and/ or  
 : Sharia Mutual Fund(s) incl. ETF

## FUND INFORMATION

Launch Date : 10 June 2015  
 Launch Price : IDR 1,000.00  
 Unit Price (NAV) : IDR 1,063.74  
 Risk Level : Moderate to High

Fund Size (million) : IDR 51,373.79  
 Fund Management Fee : 1.85% per annum  
 Pricing Frequency : Daily  
 Benchmark : 50% Indonesia Sharia Index  
 50% Indonesia Government Sukuk Index (IGSIX)

## FUND PERFORMANCE

Fund	Fund Performance						
	1 Month	3 Months	YTD	1 Year	Annualised		
					3 Years	5 Years	Since Inception
IDR Dynamic Syariah**	-0.52%	-1.97%	-6.41%	8.48%	0.76%	0.48%	1.03%
Benchmark*	-0.03%	0.22%	-0.73%	14.83%	3.38%	3.21%	3.36%

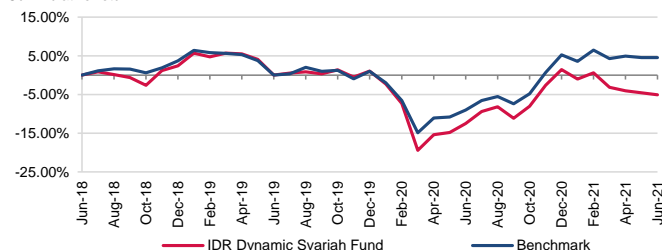
\*Current benchmark is effective from 1 Jan 2020

Since inception to 31 Dec 2019: 50% Indonesia Sharia Index + 50% 3-Month IDR Avg Time Deposit (Net)

\*\*Fund Performance (Net Asset Value) calculation is already included cost related to transaction, management fee and administrative fee

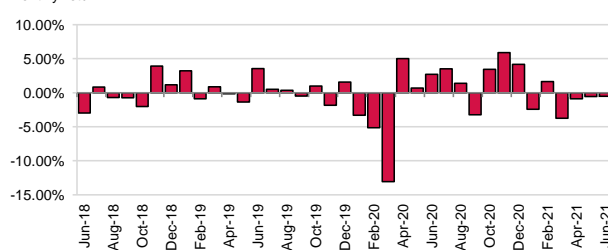
## LAST 3 YEARS CUMULATIVE RETURN

Cumulative return

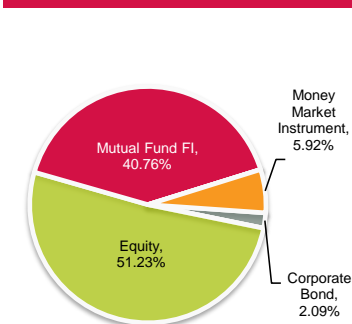


## LAST 3 YEARS MONTHLY RETURN

Monthly return



## ASSET ALLOCATION



## SECTOR ALLOCATION

Communication Services	11.66%
Consumer Discretionary	2.34%
Consumer Staples	11.38%
Energy	3.00%
Financials	2.38%
Health Care	4.34%
Industrials	0.00%
Information Technology	2.23%
Materials	10.59%
Real Estate	2.69%
Utilities	0.64%
Industrials Bond	2.09%
MF Fixed Income	40.76%
TD + Cash	5.92%

## TOP HOLDINGS

PT Merdeka Copper Gold Tbk	
PT Mitra Keluarga Karyasehat Tbk	
PT Telekomunikasi Indonesia Tbk	
PT Unilever Indonesia Tbk	
SBSN Seri IFR0006	
SBSN Seri PBS011	
SBSN Seri PBS012	
SBSN Seri PBS021	
SBSN Seri PBS028	
TD Bank Danamon Syariah	

## FUND MANAGER COMMENTARY

In June 2021, IDR Dynamic Syariah Fund booked performance of -0.52%. In last month, global equity posted mixed performance amid discussion of potential Fed tapering and Covid19 resurgence in various countries. In domestic side, resurging Covid19 cases after Lebaran put pressure on the domestic equity market, especially on the large caps. In bond market, IBPA Indonesia Government Sukuk Index Total Return went up by +0.88% on monthly basis. The sentiment was supported by the foreign investors' inflow and resilient domestic demands, especially from banks. Banks loan growth in May 2021 continued contracting by -1.3% YoY, marking the eight consecutive months. On the monetary side, Bank Indonesia maintained the BI 7D-RRR at 3.5% amid lower inflation expectation in June 2021.

**DISCLAIMER:** IDR Dynamic Syariah Fund is an Sharia investment-linked fund offered by PT. AIA FINANCIAL. This document is prepared by PT. AIA FINANCIAL and solely for informational use only. This document is not an offer for sale nor a solicitation of an offer to purchase. Investment in Sharia unit-link product contains risks including but not limited to political risk, risk on changes in government decree or other government regulations, risk on distribution on income / margin / fee, liquidity risk, credit risk, equity risk and exchange rate risk. The performances of the funds are not guaranteed; the unit price and the investment result may increase or decrease. Past performances do not constitute a guarantee for future performance.