



FUND FACT SHEET

IDR EQUITY SYARIAH FUND

PT. AIA FINANCIAL registered and supervised by the Financial Services Authority

31 July 2021

INVESTMENT MANAGER

Established in 15 July 1996, PT. AIA FINANCIAL (AIA) is one of the leading life insurance companies in Indonesia that registered and supervised by the Indonesian Financial Services Authority. AIA in Indonesia is a subsidiary of the AIA Group. With experienced personnel, AIA's Investment team manages the investments of all existing funds in accordance with its investment objectives and risk profile. AIA's Investment team has the proficiency to identify economic conditions and investment movements to generate competitive investment returns through a variety of financial instruments such as money market, bonds, shares and/or mutual funds.

INVESTMENT OBJECTIVE

The Portfolio is a sharia investment option that provides investor with aggressive growth that aims to give superior long-term investment return with high risk tolerance.

TARGET ALLOCATION

0% - 20% : Sharia money market instrument
80% - 100% : Equities listed in Sharia Securities List and/ or Sharia mutual funds incl. ETF

FUND INFORMATION

Launch Date	: 25 June 2010	Fund Size (million)	: IDR 2,065,428.71
Launch Price	: IDR 1,000.00	Fund Management Fee	: 2.10% per annum
Unit Price (NAV)	: IDR 844.18	Pricing Frequency	: Daily
Risk Level	: High	Benchmark	: 98% Jakarta Islamic Index 2% 3-Month IDR Avg Time Deposit (Net)

FUND PERFORMANCE

Fund	Fund Performance						
	1 Month	3 Months	YTD	1 Year	Annualised		
					3 Years	5 Years	Since Inception
IDR Equity Syariah**	-1.06%	-6.89%	-13.78%	-3.03%	-8.36%	-6.96%	-1.51%
Benchmark*	-2.14%	-7.90%	-14.68%	-3.55%	-5.80%	-5.28%	1.85%

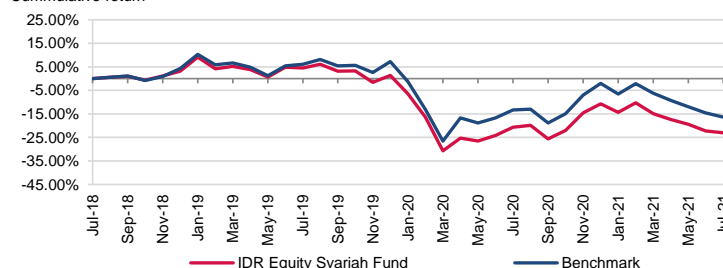
*Current benchmark is effective from 1 Apr 2014

Since inception to 31 Mar 2014: Jakarta Islamic Index (Total Return)

**Fund Performance (Net Asset Value) calculation is already included cost related to transaction, management fee and administrative fee

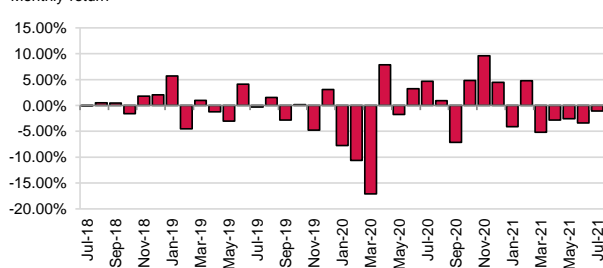
LAST 3 YEARS CUMULATIVE RETURN

Cummulative return

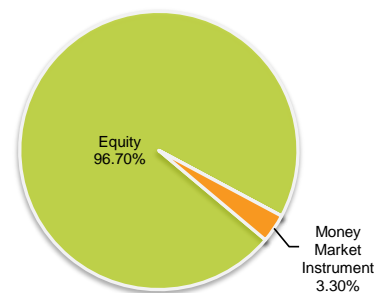


LAST 3 YEARS MONTHLY RETURN

Monthly return



ASSET ALLOCATION



SECTOR ALLOCATION

Communication Services	22.42%
Consumer Discretionary	0.53%
Consumer Staples	21.38%
Energy	7.60%
Financials	4.52%
Health Care	6.02%
Information Technology	2.62%
Materials	29.38%
Real Estate	2.15%
Utilities	0.07%
TD + Cash	3.30%

TOP HOLDINGS

PT Aneka Tambang Tbk	22.42%
PT Bank Syariah Indonesia Tbk	0.53%
PT Barito Pacific Tbk	21.38%
PT Chandra Asri Petrochemical Tbk	7.60%
PT Charoen Pokphand Indonesia Tbk	4.52%
PT Indofood CBP Sukses Makmur Tbk	6.02%
PT Merdeka Copper Gold Tbk	2.62%
PT Telekomunikasi Indonesia Tbk	29.38%
PT Unilever Indonesia Tbk	2.15%
PT Vale Indonesia Tbk	0.07%
	3.30%

FUND MANAGER COMMENTARY

In July 2021, IDR Equity Syariah Fund booked performance of -1.06% mom, above the benchmark performance. By sector inside JII, Communication Services was the largest positive contributor (0.8% mom), while Consumer Staples was the largest negative contributor (-1.9% mom). In last month, global market posted mixed performance with developed market posted a positive movement, in contrast to emerging Asian markets which were corrected driven by fear over tech regulation in China and resurgence of Covid19 cases in several countries including Indonesia. Domestic market also shown mixed performance in which small-mid cap performed better than large cap in general. Going forward, Indonesia equity market will continue to depend on the development of global and domestic Coronavirus event, including number of cases, treatment and vaccines, and policy reaction including healthcare policy, stimulus, and support through recovery until post-Covid19 period.

DISCLAIMER: IDR Equity Syariah Fund is an Sharia investment-linked fund offered by PT. AIA FINANCIAL. This document is prepared by PT. AIA FINANCIAL and solely for informational use only. This document is not an offer for sale nor a solicitation of an offer to purchase. Investment in Sharia unit-link product contains risks including but not limited to political risk, risk on changes in government decree or other government regulations, risk on distribution on income / margin / fee, liquidity risk, credit risk, equity risk and exchange rate risk. The performances of the funds are not guaranteed; the unit price and the investment result may increase or decrease. Past performances do not constitute a guarantee for future performance.