



FUND FACT SHEET

IDR GROWTH EQUITY SYARIAH FUND

PT. AIA FINANCIAL registered and supervised by the Financial Services Authority

31 December 2021

INVESTMENT MANAGER

Established in 15 July 1996, PT. AIA FINANCIAL (AIA) is one of the leading life insurance companies in Indonesia that registered and supervised by the Indonesian Financial Services Authority. AIA in Indonesia is a subsidiary of the AIA Group. With experienced personnel, AIA's Investment team manages the investments of all existing funds in accordance with its investment objectives and risk profile. AIA's Investment team has the proficiency to identify economic conditions and investment movements to generate competitive investment returns through a variety of financial instruments such as money market, bonds, shares and/or mutual funds.

INVESTMENT OBJECTIVE

The Portfolio is a sharia investment option that provides investor with aggressive growth that aims to give superior long-term investment return with high risk tolerance.

TARGET ALLOCATION

0% - 20% : Sharia money market instrument
80% - 100% : Equities listed in Sharia Securities List and/ or Sharia mutual funds

FUND INFORMATION

| | | | |
|------------------|----------------|---------------------|---|
| Launch Date | : 10 June 2015 | Fund Size (million) | : IDR 70,884.49 |
| Launch Price | : IDR 1,000.00 | Fund Management Fee | : 2.10% per annum |
| Unit Price (NAV) | : IDR 903.05 | Pricing Frequency | : Daily |
| Risk Level | : High | Benchmark | : 98% Indonesia Sharia Stock Index 2% 3-Month IDR Avg Time Deposit (Net) |

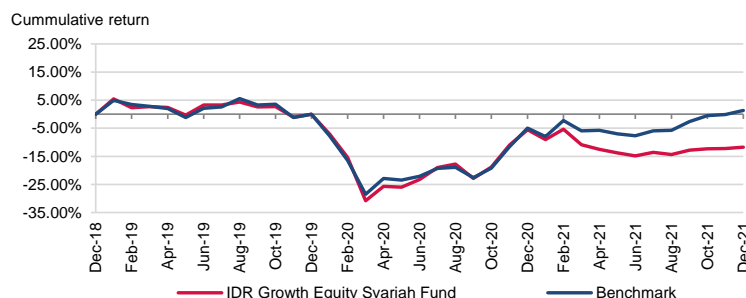
FUND PERFORMANCE

| Fund | Fund Performance | | | | | | |
|-----------------------------|------------------|----------|--------|--------|------------|---------|-----------------|
| | 1 Month | 3 Months | YTD | 1 Year | Annualised | | |
| | | | | | 3 Years | 5 Years | Since Inception |
| IDR Growth Equity Syariah** | 0.59% | 1.21% | -6.59% | -6.59% | -3.46% | -2.97% | -1.54% |
| Benchmark* | 1.54% | 4.14% | 6.69% | 6.69% | 1.26% | 2.21% | 2.74% |

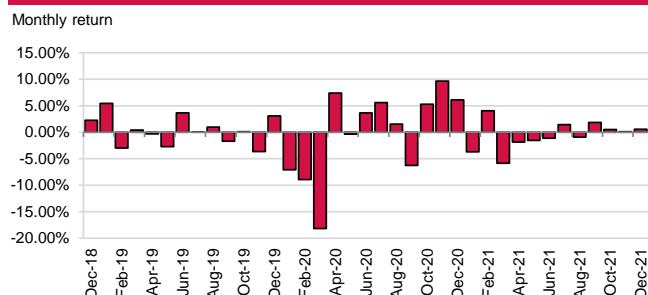
*Current benchmark is effective since inception

**Fund Performance (Net Asset Value) calculation is already included cost related to transaction, management fee and administrative fee

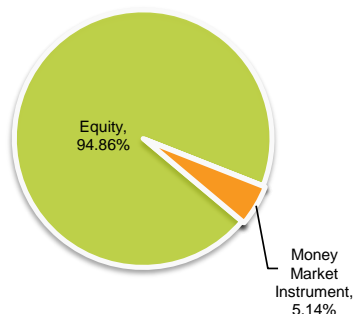
LAST 3 YEARS CUMULATIVE RETURN



LAST 3 YEARS MONTHLY RETURN



ASSET ALLOCATION



SECTOR ALLOCATION



TOP HOLDINGS

| | |
|--------|-----------------------------------|
| 24.52% | PT Ace Hardware Indonesia Tbk |
| 11.78% | PT Adaro Energy Tbk |
| 18.80% | PT Ciputra Development Tbk |
| 10.13% | PT Erajaya Swasembada Tbk |
| 1.46% | PT Harum Energy Tbk |
| 11.43% | PT Indofood CBP Sukses Makmur Tbk |
| 7.07% | PT Kalbe Farma Tbk |
| 5.05% | PT Prodia Widyahusada Tbk |
| 4.62% | PT Telekomunikasi Indonesia Tbk |
| 5.14% | PT XL Axiata Tbk |

FUND MANAGER COMMENTARY

In December 2021, IDR Growth Equity Syariah Fund booked performance of +0.59% mom, below the benchmark performance. By sector inside ISSI, Energy was the largest positive contributor (1.3% mom), while Financials was the largest negative contributor (-0.3% mom). In the last month, global market generally posted positive performance as investor went back and forth between concern of rising Omicron case and expectation of milder severity compared to Delta variant. In the other hand, Fed also increased the pace of tapering. In the domestic side, market also posted positive performance on the back of reopening as well as solid macro data on trade and fiscal data. Going forward, Indonesia equity market will continue to depend on the development of global and domestic macro and fiscal policies, geopolitics, and Coronavirus event.

DISCLAIMER: IDR Growth Equity Syariah Fund is an Sharia investment-linked fund offered by PT. AIA FINANCIAL. This document is prepared by PT. AIA FINANCIAL and solely for informational use only. This document is not an offer for sale nor a solicitation of an offer to purchase. Investment in Sharia unit-link product contains risks including but not limited to political risk, risk on changes in government decree or other government regulations, risk on distribution on income / margin / fee, liquidity risk, credit risk, equity risk and exchange rate risk. The performances of the funds are not guaranteed; the unit price and the investment result may increase or decrease. Past performances do not constitute a guarantee for future performance.