



FUND FACT SHEET

USD FIXED INCOME FUND

PT. AIA FINANCIAL registered and supervised by the Financial Services Authority

31 August 2021

INVESTMENT MANAGER

Established in 15 July 1996, PT. AIA FINANCIAL (AIA) is one of the leading life insurance companies in Indonesia that registered and supervised by the Indonesian Financial Services Authority. AIA in Indonesia is a subsidiary of the AIA Group. With experienced personnel, AIA's Investment team manages the investments of all existing funds in accordance with its investment objectives and risk profile. AIA's Investment team has the proficiency to identify economic conditions and investment movements to generate competitive investment returns through a variety of financial instruments such as money market, bonds, shares and/or mutual funds.

INVESTMENT OBJECTIVE

The Portfolio shall be managed to provide investor an attractive investment return through strategic and selective investments in US dollar denominated fixed income instruments with moderate risk tolerance.

TARGET ALLOCATION

0% - 20% : Money Market Instruments
80% - 100% : Fixed Income Securities

FUND INFORMATION

Launch Date : 7 November 2000
Launch Price : USD 1.00
Unit Price (NAV) : USD 3.24
Risk Level : Moderate

Fund Size (million) : USD 60.67
Fund Management Fee : 1.45% per annum
Pricing Frequency : Daily
Benchmark : 90% Bloomberg Barclays EM USD Sovereign: Indonesia Total Return Index Unhedged USD
10% Indonesia Deposit Rate Avg 3-Month USD (Net of 20.0% WHT)
Fund Duration : 8.69
Benchmark Duration : 8.46

FUND PERFORMANCE

Fund	Fund Performance						
	1 Month	3 Months	YTD	1 Year	Annualised		
					3 Years	5 Years	Since Inception
USD Fixed Income**	1.05%	2.73%	-0.03%	0.94%	7.13%	3.67%	5.82%
Benchmark*	0.45%	2.20%	-0.43%	0.36%	6.59%	4.61%	1.09%

*Current benchmark is effective from 1 Jan 2019

From 1 Dec 2018 to 31 Dec 2018: 90% BBG USD EM Indonesia Sov. Bond Indonesia + 10% Deposit Rate Avg 1M USD (Net of 20% WHT)

From 1 Dec 2016 to 31 Dec 2017: 90% BBG USD EM Indonesia Sov. Bond Indonesia + 10% Deposit Rate Avg 3M USD (Net of 20% WHT)

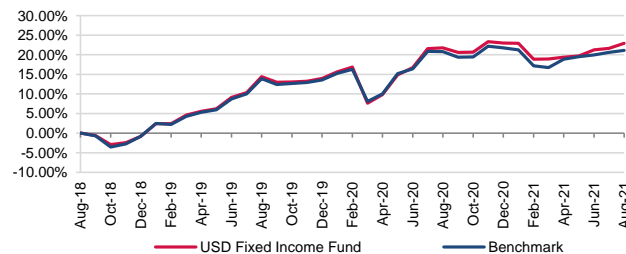
From 1 Mar 2013 to 30 Nov 2016: Indonesia Deposit Rate Avg 3M USD (Net of 20% WHT)

Since inception to 28 Feb 2013: Indonesia Deposit Rate Avg 1M USD (Net of 20.0% WHT)

**Fund Performance (Net Asset Value) calculation is already included cost related to transaction, management fee and administrative fee

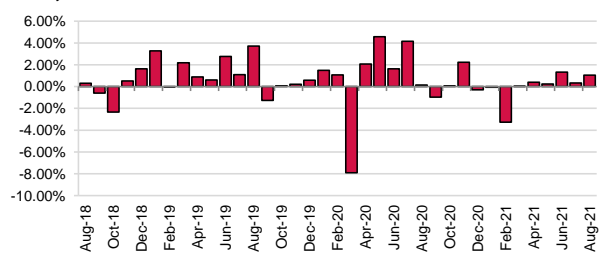
LAST 3 YEARS CUMULATIVE RETURN

Cummulative Return

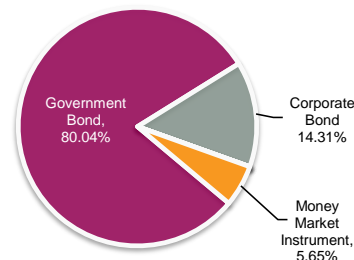


LAST 3 YEARS MONTHLY RETURN

Monthly Return



ASSET ALLOCATION



SECTOR ALLOCATION

Government Bond	80.04%
Energy	2.76%
Financials	4.45%
Consumer Staples	1.94%
Utilities	5.16%
Bond < 1 Year	0.69%
TD + Cash	4.96%

TOP HOLDINGS

INDON 2024
INDON 2030
INDON 2035
Perusahaan Gas Negara 2024 Bond
SBSN INDOIS 2026

FUND MANAGER COMMENTARY

US Treasuries yield traded up as market participant anticipated normalization policy commentary from the US Federal Reserve. The 10-year and 30-year UST yields went up by +8bps and +4bps to 1.30% and 1.93% respectively. Despite the 2Q2021 US economy increased at an annual rate of +6.6%, the Fed Chairman said during the Jackson Hole meeting (26-28 August) that the central bank could start tapering at later this year but still in no rush to hike interest rate. Market reacted positively and the Indonesia sovereign bonds increased slightly as seen in +0.64% monthly gain of Bloomberg Barclays EM USD Sovereign: Indonesia Total Return Index Unhedged USD, while the USD Fixed Income Fund booked return of +1.05% in August 2021.

DISCLAIMER: USD Fixed Income Fund is an investment-linked fund offered by PT. AIA FINANCIAL. This document is prepared by PT. AIA FINANCIAL and solely for informational use only. This document is not an offer for sale nor a solicitation of an offer to purchase. Investment in unit-link product contains risks including but not limited to political risk, risk on changes in government decree or other government regulations, interest rate risk, liquidity risk, credit risk, equity risk and exchange rate risk. The performances of the funds are not guaranteed; the unit price and the investment result may increase or decrease. Past performances do not constitute a guarantee for future performance.