



FUND FACT SHEET

IDR CHINA INDIA INDONESIA EQUITY FUND

PT. AIA FINANCIAL registered and supervised by the Financial Services Authority

31 August 2021

INVESTMENT MANAGER

Established in 15 July 1996, PT. AIA FINANCIAL (AIA) is one of the leading life insurance companies in Indonesia that registered and supervised by the Indonesian Financial Services Authority. AIA in Indonesia is a subsidiary of the AIA Group. With experienced personnel, AIA's Investment team manages the investments of all existing funds in accordance with its investment objectives and risk profile. AIA's Investment team has the proficiency to identify economic conditions and investment movements to generate competitive investment returns through a variety of financial instruments such as money market, bonds, shares and/or mutual funds.

INVESTMENT OBJECTIVE

The Portfolio is an investment option that provides investor with long-term capital appreciation with high risk tolerance.

TARGET ALLOCATION

0% - 20% : Money Market Instruments
8 - 100% : Equity instruments in Indonesia Stock Exchange incl. ETF
0% - 25% : Equity instruments in Hongkong Stock Exchange incl. ETF
0% - 25% : Equity instruments in National Stock Exc. of India incl. ETF

FUND INFORMATION

Launch Date	: 06 January 2011	Fund Size (million)	: IDR 6,389,393.39
Launch Price	: IDR 1,000.00	Fund Management Fee	: 2.00% per annum
Unit Price (NAV)	: IDR 1,801.16	Pricing Frequency	: Daily
Risk Level	: High	Benchmark	: 70% MSCI Indonesia Index 15% MSCI China + 15% MSCI India Index

FUND PERFORMANCE

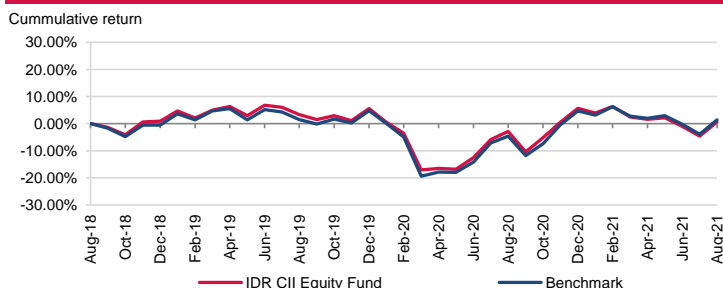
Fund	Fund Performance						
	1 Month	3 Months	YTD	1 Year	Annualised		
					3 Years	5 Years	Since Inception
IDR China-India-Indonesia Equity**	5.50%	-1.45%	-4.71%	3.66%	0.22%	2.14%	5.68%
Benchmark*	5.53%	-1.52%	-3.18%	6.79%	0.63%	2.87%	4.88%

*Current benchmark is effective since 1 Jan 2018

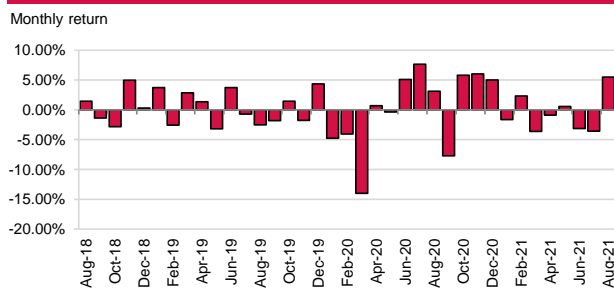
Since inception to 31 Dec 2017: 80% MSCI Indonesia Index + 10% MSCI China + 10% MSCI India Index

**Fund Performance (Net Asset Value) calculation is already included cost related to transaction, management fee and administrative fee

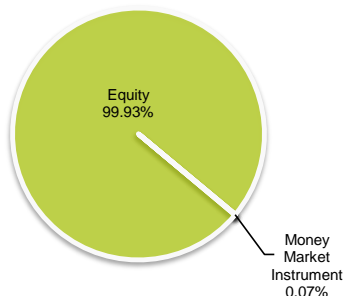
LAST 3 YEARS CUMULATIVE RETURN



LAST 3 YEARS MONTHLY RETURN



ASSET ALLOCATION



SECTOR ALLOCATION

Communication Services	15.94%
Consumer Discretionary	10.96%
Consumer Staples	7.66%
Energy	4.27%
Financials	41.80%
Health Care	3.05%
Industrials	2.02%
Information Technology	4.69%
Materials	8.38%
Real Estate	0.65%
Utilities	0.50%
TD + Cash	0.07%

TOP HOLDINGS

Infosys Ltd	15.94%
PT Astra International Tbk	10.96%
PT Bank Central Asia Tbk	7.66%
PT Bank Mandiri Tbk	4.27%
PT Bank Negara Indonesia Tbk	41.80%
PT Bank Rakyat Indonesia Tbk	3.05%
PT Charoen Pokphand Indonesia Tbk	2.02%
PT Merdeka Copper Gold Tbk	4.69%
PT Telekomunikasi Indonesia Tbk	8.38%
Reliance Industries Ltd	0.65%
	0.50%
	0.07%

FUND MANAGER COMMENTARY

In August 2021, IDR CII Equity Fund booked performance of +5.50% mom, in line with the MXID performance of 6.4%, MXCN performance of 0.1%, MXIN performance of 8.9%. In last month, global equity market posted positive movement amid mixture of headwinds and tailwinds including continuing global reopening, relatively dovish stance from Powell speech in Jackson Hole, mixed directions of daily new Covid19 cases across different regions, as well as continuous incoming stricter new tech policy in China. In domestic side, equity market also performed positively driven by declining daily new Covid19 cases and gradual reopening. Going forward, Indonesia equity market will continue to depend on the development of global and domestic Coronavirus event, including number of cases, treatment and vaccines, and policy reaction including healthcare policy, stimulus, and support through recovery until post-Covid19 period.

DISCLAIMER: IDR China-India-Indonesia Equity Fund is an investment-linked fund offered by PT. AIA FINANCIAL. This document is prepared by PT. AIA FINANCIAL and solely for informational use only. This document is not an offer for sale nor a solicitation of an offer to purchase. Investment in unit-link product contains risks including but not limited to political risk, risk on changes in government decree or other government regulations, interest rate risk, liquidity risk, credit risk, equity risk and exchange rate risk. The performances of the funds are not guaranteed; the unit price and the investment result may increase or decrease. Past performances do not constitute a guarantee for future performance.