



## FUND FACT SHEET

# IDR FIXED INCOME FUND

PT. AIA FINANCIAL registered and supervised by the Financial Services Authority

30 April 2021

### INVESTMENT MANAGER

Established in 15 July 1996, PT. AIA FINANCIAL (AIA) is one of the leading life insurance companies in Indonesia that registered and supervised by the Indonesian Financial Services Authority. AIA in Indonesia is a subsidiary of the AIA Group. With experienced personnel, AIA's Investment team manages the investments of all existing funds in accordance with its investment objectives and risk profile. AIA's Investment team has the proficiency to identify economic conditions and investment movements to generate competitive investment returns through a variety of financial instruments such as money market, bonds, shares and/or mutual funds.

### INVESTMENT OBJECTIVE

The Portfolio shall be managed to provide investor an attractive investment return through strategic and selective investments in IDR denominated fixed income instruments with moderate risk tolerance.

### TARGET ALLOCATION

0% - 20% : Money Market Instruments  
80% - 100% : IDR Fixed Income securities and/ or  
IDR Fixed Income mutual fund(s)

### FUND INFORMATION

Launch Date : 7 November 2000  
Launch Price : IDR 1,000.00  
Unit Price (NAV) : IDR 4,376.98  
Risk Level : Moderate

Fund Size (million) : IDR 1,054,883.35  
Fund Management Fee : 1.65% per annum  
Pricing Frequency : Daily  
Benchmark : 90% Bloomberg Barclays EM Local Currency: Indonesia Total Return Index Unhedged IDR  
10% Indonesia Deposit Rate Avg 3-Month IDR (Net of 20.0% WHT)  
Fund Duration : 5.90  
Benchmark Duration : 5.62

### FUND PERFORMANCE

Fund	Fund Performance						
	1 Month	3 Months	YTD	1 Year	Annualised		
					3 Years	5 Years	Since Inception
IDR Fixed Income**	1.77%	-1.01%	-2.58%	11.23%	5.85%	6.08%	7.48%
Benchmark *	1.54%	-0.27%	-1.11%	12.18%	6.37%	6.91%	9.86%

\*Current benchmark is effective from 1 Jan 2021

1 May 2016 to 31 Dec 2020: 90% Bloomberg Indonesia Sov. Bond Index + 10% 3-Month IDR Avg Time Deposit (Net)

1 Mar 2013 to 30 Apr 2016: 90%HSBC Indonesia Local Currency Govt Bond (Net) + 10% Indonesia Deposit Rate Avg 3 Month IDR (Net)

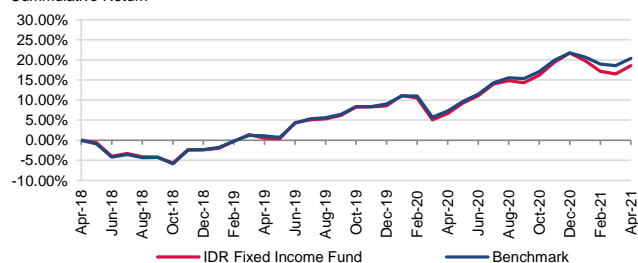
1 Jan 2001 to 28 Feb 2013: HSBC Indonesia Local Currency Govt Bond TR (Net)

Since Inception to 31 Dec 2000: Indonesia SBI 1M Auction Avg yield (Net)

\*\*Fund Performance (Net Asset Value) calculation is already included cost related to transaction, management fee and administrative fee

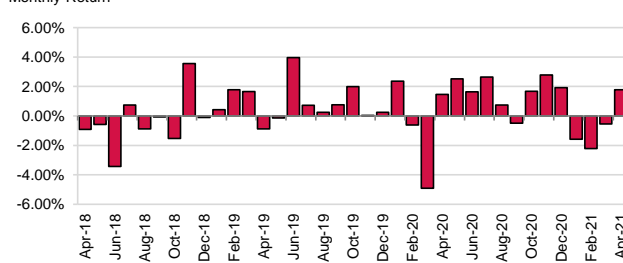
### LAST 3 YEARS CUMULATIVE RETURN

Cumulative Return

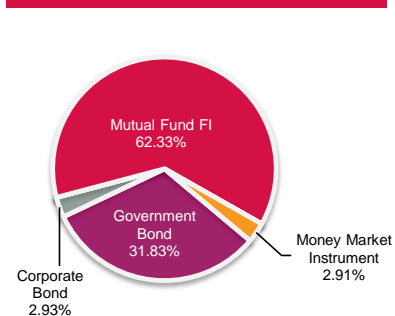


### LAST 3 YEARS MONTHLY RETURN

Monthly Return



### ASSET ALLOCATION



### SECTOR ALLOCATION

Government Bond	31.83%
Consumer Staples Bond	2.93%
MF Fixed Income	62.33%
TD + Cash	2.91%

### TOP HOLDINGS

Government Bond FR0040
Government Bond FR0056
Government Bond FR0068
Government Bond FR0078
Government Bond FR0082

### FUND MANAGER COMMENTARY

Indonesia local government bond market recorded a positive return in April 2021 with Bloomberg Barclays EM Local Currency: Indonesia Total Return Index Unhedged IDR went up by +1.84% on monthly basis, and the IDR Fixed Income Fund performance reported +1.77% return in the same month. The rally was supported by the return of foreign investors and flush liquidity. On the monetary side, Bank Indonesia maintained the 7-day reverse repo rate at 3.5% in April, in line with market expectation. The central bank also revised down the growth forecasts for 2021 to 4.1% - 5.1% YoY from 4.3% - 5.3% YoY previously, despite the stronger than anticipated global economic recovery. Indonesia loan growth in March declined by -4.13% YoY, marking six consecutive months of loan growth contraction.

**DISCLAIMER:** IDR Fixed Income Fund is an investment-linked fund offered by PT. AIA FINANCIAL. This document is prepared by PT. AIA FINANCIAL and solely for informational use only. This document is not an offer for sale nor a solicitation of an offer to purchase. Investment in unit-link product contains risks including but not limited to political risk, risk on changes in government decree or other government regulations, interest rate risk, liquidity risk, credit risk, equity risk and exchange rate risk. The performances of the funds are not guaranteed; the unit price and the investment result may increase or decrease. Past performances do not constitute a guarantee for future performance