



FUND FACT SHEET

IDR CHINA INDIA INDONESIA EQUITY FUND

PT. AIA FINANCIAL registered and supervised by the Financial Services Authority

31 October 2020

INVESTMENT MANAGER

Established in 15 July 1996, PT. AIA FINANCIAL (AIA) is one of the leading life insurance companies in Indonesia that registered and supervised by the Indonesian Financial Services Authority. AIA in Indonesia is a subsidiary of the AIA Group. With experienced personnel, AIA's Investment team manages the investments of all existing funds in accordance with its investment objectives and risk profile. AIA's Investment team has the proficiency to identify economic conditions and investment movements to generate competitive investment returns through a variety of financial instruments such as money market, bonds, shares and/or mutual funds.

INVESTMENT OBJECTIVE

The Portfolio is an investment option that provides investor with long-term capital appreciation with high risk tolerance.

TARGET ALLOCATION

0% - 20% : Money Market Instruments
8 - 100% : Equity instruments in Indonesia Stock Exchange incl. ETF
0% - 25% : Equity instruments in Hongkong Stock Exchange incl. ETF
0% - 25% : Equity instruments in National Stock Exc. of India incl. ETF

FUND INFORMATION

| | | | |
|------------------|-------------------|---------------------|---|
| Launch Date | : 06 January 2011 | Fund Size (million) | : IDR 5,880,769.44 |
| Launch Price | : IDR 1,000.00 | Fund Management Fee | : 2.00% per annum |
| Unit Price (NAV) | : IDR 1,696.93 | Pricing Frequency | : Daily |
| Risk Level | : High | Benchmark | : 70% MSCI Indonesia Index 15% MSCI China + 15% MSCI India Index |

FUND PERFORMANCE

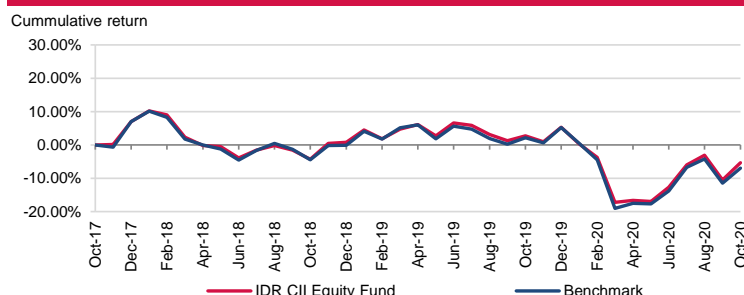
| Fund | Fund Performance | | | | | | |
|------------------------------------|------------------|----------|---------|--------|------------|---------|-----------------|
| | 1 Month | 3 Months | YTD | 1 Year | Annualised | | |
| | | | | | 3 Years | 5 Years | Since Inception |
| IDR China-India-Indonesia Equity** | 5.82% | 0.70% | -10.13% | -7.87% | -1.81% | 4.29% | 5.53% |
| Benchmark* | 5.03% | -0.30% | -11.62% | -8.95% | -2.39% | 4.42% | 4.28% |

*Current benchmark is effective since 1 Jan 2018

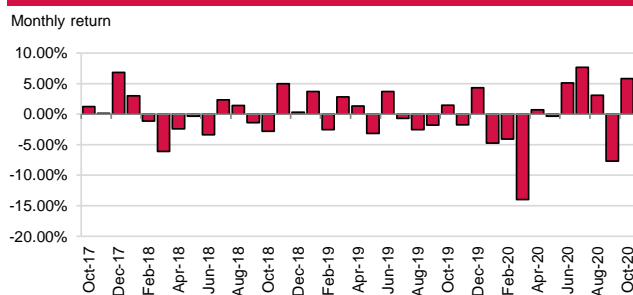
Since inception to 31 Dec 2017: 80% MSCI Indonesia Index + 10% MSCI China + 10% MSCI India Index

**Fund Performance (Net Asset Value) calculation is already included cost related to transaction, management fee and administrative fee

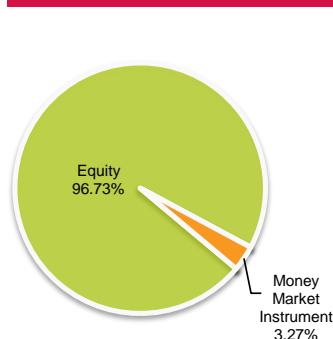
LAST 3 YEARS CUMULATIVE RETURN



LAST 3 YEARS MONTHLY RETURN



ASSET ALLOCATION



SECTOR ALLOCATION

| | |
|------------------------|--------|
| Communication Services | 10.81% |
| Consumer Discretionary | 16.20% |
| Consumer Staples | 10.19% |
| Energy | 6.03% |
| Financials | 38.11% |
| Health Care | 3.36% |
| Industrials | 0.80% |
| Information Technology | 3.34% |
| Materials | 5.98% |
| Real Estate | 1.29% |
| Utilities | 0.62% |
| TD + Cash | 3.27% |

TOP HOLDINGS

| | |
|---------------------------------|--------|
| Alibaba Group Holding | 10.81% |
| PT Astra International Tbk | 16.20% |
| PT Bank Central Asia Tbk | 10.19% |
| PT Bank Mandiri Tbk | 6.03% |
| PT Bank Negara Indonesia Tbk | 38.11% |
| PT Bank Rakyat Indonesia Tbk | 3.36% |
| PT Telekomunikasi Indonesia Tbk | 0.80% |
| PT Unilever Indonesia Tbk | 3.34% |
| Reliance Industries Ltd | 5.98% |
| Tencent Holdings Ltd | 1.29% |
| | 0.62% |
| | 3.27% |

FUND MANAGER COMMENTARY

In October 2020, IDR CII Equity Fund booked performance of +5.82% mom, in the same direction with MXID performance of 6.8%, MXCN performance of 6.8%, MXIN performance of 3.3%). In last month, global equity market showed mixed performance with majority of the regions performed positively on the first half of the month, driven by improving clarity on US election direction. However, in the later part of the month, US and European markets were mostly corrected due to new wave of resurging Covid19 cases. In domestic side, market rebounded mainly driven by announcement of Omnibus Law approval. Going forward, Indonesia equity market will continue to depend on the development of global and domestic Coronavirus event, including number of cases, potential treatment and vaccines, and policy reaction including healthcare policy, stimulus, and support through recovery until post-Covid19 period.

DISCLAIMER: IDR China-India-Indonesia Equity Fund is an investment-linked fund offered by PT. AIA FINANCIAL. This document is prepared by PT. AIA FINANCIAL and solely for informational use only. This document is not an offer for sale nor a solicitation of an offer to purchase. Investment in unit-link product contains risks including but not limited to political risk, risk on changes in government decree or other government regulations, interest rate risk, liquidity risk, credit risk, equity risk and exchange rate risk. The performances of the funds are not guaranteed; the unit price and the investment result may increase or decrease. Past performances do not constitute a guarantee for future performance.