



FUND FACT SHEET

USD ONSHORE EQUITY FUND

PT. AIA FINANCIAL registered and supervised by the Financial Services Authority

30 November 2020

INVESTMENT MANAGER

Established in 15 July 1996, PT. AIA FINANCIAL (AIA) is one of the leading life insurance companies in Indonesia that registered and supervised by the Indonesian Financial Services Authority. AIA in Indonesia is a subsidiary of the AIA Group. With experienced personnel, AIA's Investment team manages the investments of all existing funds in accordance with its investment objectives and risk profile. AIA's Investment team has the proficiency to identify economic conditions and investment movements to generate competitive investment returns through a variety of financial instruments such as money market, bonds, shares and/or mutual funds.

INVESTMENT OBJECTIVE

The Portfolio is an investment option that provides investor with optimal growth that aims to give superior long-term investment return with high risk tolerance.

TARGET ALLOCATION

0% - 20% : Money Market Instruments
80% - 100% : Equities listed in IDX and/or Equity mutual funds incl. ETF

FUND INFORMATION

| | | | |
|------------------|-----------------|---------------------|--|
| Launch Date | : 21 April 2017 | Fund Size (million) | : USD 3.17 |
| Launch Price | : USD 1.00 | Fund Management Fee | : 2.10% per annum |
| Unit Price (NAV) | : USD 0.9114 | Pricing Frequency | : Daily |
| Risk Level | : High | Benchmark | : 98% MXID Index (In USD Term) + 2% Average 3-month USD Time Deposit (Net) |

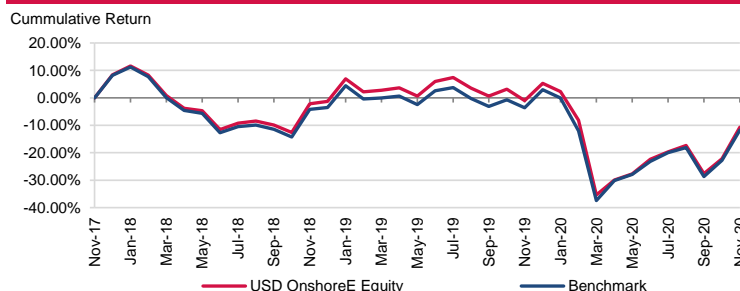
FUND PERFORMANCE

| Fund | Fund Performance | | | | | | |
|---------------------------|------------------|----------|---------|--------|------------|---------|-----------------|
| | 1 Month | 3 Months | YTD | 1 Year | Annualised | | |
| | | | | | 3 Years | 5 Years | Since Inception |
| USD Onshore Equity Fund** | 14.72% | 8.01% | -15.16% | -9.82% | -3.60% | N/A | -2.54% |
| Benchmark* | 14.29% | 7.86% | -14.21% | -8.41% | -4.06% | N/A | -2.70% |

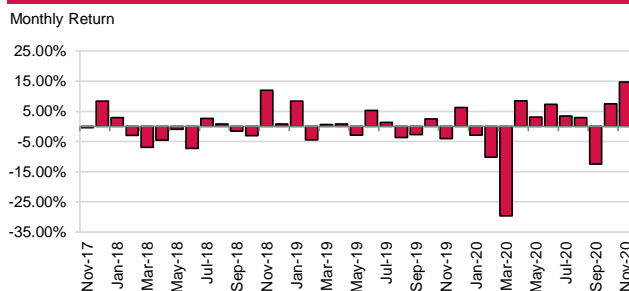
*Current benchmark is effective since inception

**Fund Performance (Net Asset Value) calculation is already included cost related to transaction, management fee and administrative fee

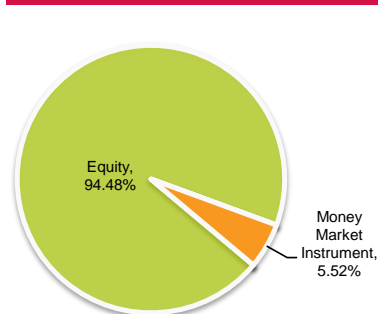
LAST 3 YEARS CUMULATIVE RETURN



LAST 3 YEARS MONTHLY RETURN



ASSET ALLOCATION



SECTOR ALLOCATION

| | |
|------------------------|--------|
| Communication Services | 12.56% |
| Consumer Discretionary | 8.25% |
| Consumer Staples | 10.22% |
| Energy | 4.80% |
| Financials | 47.71% |
| Health Care | 2.20% |
| Materials | 6.82% |
| Real Estate | 0.97% |
| Utilities | 0.97% |
| TD + Cash | 5.52% |

TOP HOLDINGS

| | |
|---------------------------------|--------|
| PT Astra International Tbk | 12.56% |
| PT Bank Central Asia Tbk | 8.25% |
| PT Bank Mandiri Tbk | 10.22% |
| PT Bank Negara Indonesia Tbk | 4.80% |
| PT Bank Rakyat Indonesia Tbk | 47.71% |
| PT Indofood Sukses Makmur Tbk | 2.20% |
| PT Semen Indonesia Tbk | 6.82% |
| PT Telekomunikasi Indonesia Tbk | 0.97% |
| PT Unilever Indonesia Tbk | 0.97% |
| PT United Tractors Tbk | 5.52% |

FUND MANAGER COMMENTARY

In November 2020, USD Onshore Equity Fund booked performance of +14.72% mom, in the same direction with MXID performance (in USD). By sector inside MXID, Financials was the largest positive contributor (+6.5% mom), while Consumer Discretionary was the largest negative contributor (-0.1% mom). In last month, global equity market and domestic equity market significantly rallied on two strong positive factors. The first factor was the relatively smooth process and favorable result of US election. The second factor was the positive results of vaccine efficacy rate from several leading potential vaccine producers. Going forward, Indonesia equity market will continue to depend on the development of global and domestic Coronavirus event, including number of cases, treatment and vaccines, and policy reaction including healthcare policy, stimulus, and support through recovery until post-Covid19 period.

DISCLAIMER: USD Onshore Equity Fund is an investment-linked fund offered by PT. AIA FINANCIAL. This document is prepared by PT. AIA FINANCIAL and solely for informational use only. This document is not an offer for sale nor a solicitation of an offer to purchase. Investment in unit-link product contains risks including but not limited to political risk, risk on changes in government decree or other government regulations, interest rate risk, liquidity risk, credit risk, equity risk and exchange rate risk. The performances of the funds are not guaranteed; the unit price and the investment result may increase or decrease. Past performances do not constitute a guarantee for future performance.