



## FUND FACT SHEET

# USD ONSHORE EQUITY FUND

PT. AIA FINANCIAL registered and supervised by the Financial Services Authority

31 May 2020

### INVESTMENT MANAGER

Established in 15 July 1996, PT. AIA FINANCIAL (AIA) is one of the leading life insurance companies in Indonesia that registered and supervised by the Indonesian Financial Services Authority. AIA in Indonesia is a subsidiary of the AIA Group. With experienced personnel, AIA's Investment team manages the investments of all existing funds in accordance with its investment objectives and risk profile. AIA's Investment team has the proficiency to identify economic conditions and investment movements to generate competitive investment returns through a variety of financial instruments such as money market, bonds, shares and/or mutual funds.

### INVESTMENT OBJECTIVE

The Portfolio is an investment option that provides investor with optimal growth that aims to give superior long-term investment return with high risk tolerance.

### TARGET ALLOCATION

0% - 20% : Money Market Instruments  
80% - 100% : Equities listed in IDX and/ or Equity mutual funds incl. ETF

### FUND INFORMATION

Launch Date : 21 April 2017  
Launch Price : USD 1.00  
Unit Price (NAV) : USD 0.7377  
Risk Level : High

Fund Size (million) : USD 1.92  
Fund Management Fee : 2.10% per annum  
Pricing Frequency : Daily  
Benchmark : 98% MXID Index (In USD Term) + 2% Average 3-month USD Time Deposit (Net)

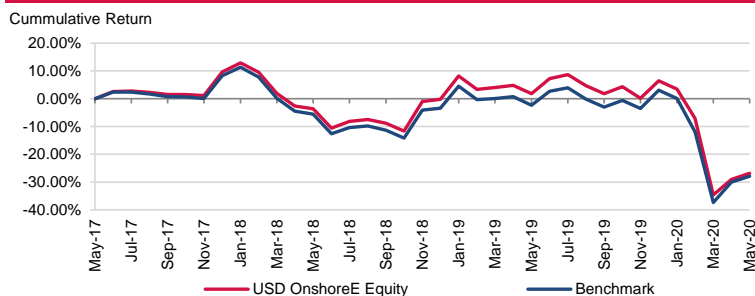
### FUND PERFORMANCE

Fund	Fund Performance						
	1 Month	3 Months	YTD	1 Year	Annualised		
					3 Years	5 Years	Since Inception
USD Onshore Equity Fund**	3.13%	-21.30%	-31.33%	-27.42%	-9.99%	N/A	-9.32%
Benchmark*	3.09%	-18.11%	-29.98%	-26.14%	-10.31%	N/A	-9.25%

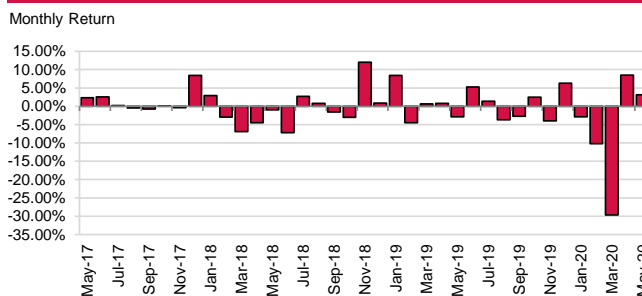
\*Current benchmark is effective since inception

\*\*Fund Performance (Net Asset Value) calculation is already included cost related to transaction, management fee and administrative fee

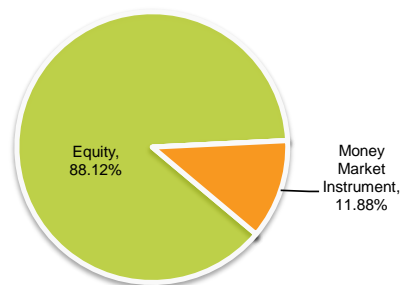
### LAST 2 YEARS CUMULATIVE RETURN



### LAST 2 YEARS MONTHLY RETURN



### ASSET ALLOCATION



### SECTOR ALLOCATION

Communication Services	12.86%
Consumer Discretionary	7.74%
Consumer Staples	14.33%
Energy	4.19%
Financials	39.13%
Health Care	2.50%
Industrials	0.72%
Information Technology	0.26%
Materials	4.44%
Real Estate	1.47%
Utilities	0.47%
TD + Cash	11.88%

### TOP HOLDINGS

PT Astra International Tbk
PT Bank Central Asia Tbk
PT Bank Mandiri Tbk
PT Bank Rakyat Indonesia Tbk
PT Charoen Pokphand Indonesia Tbk
PT Indofood Sukses Makmur Tbk
PT Kalbe Farma Tbk
PT Semen Indonesia Tbk
PT Telekomunikasi Indonesia Tbk
PT Unilever Indonesia Tbk

### FUND MANAGER COMMENTARY

In May 2020, USD Onshore Equity Fund booked performance of +3.13% mom, in line with the MXID performance (in USD). By sector inside MXID, Consumer Discretionary was the largest positive contributor (1.7% mom), while Communication Services was the largest negative contributor (-1.5% mom). Global market shown mixed performance with US market closed stronger on reopening theme, while China and India market were corrected. In domestic market, reopening also became the main theme which drove up the cyclical sector including Financials, resulting in positive movement for conventional index. Going forward, Indonesia equity market will continue to depend on the development of global and domestic Corona virus event, including number of cases, potential treatment and vaccines, and policy reaction including healthcare policy, stimulus, and development of reopening.

**DISCLAIMER:** USD Onshore Equity Fund is an investment-linked fund offered by PT. AIA FINANCIAL. This document is prepared by PT. AIA FINANCIAL and solely for informational use only. This document is not an offer for sale nor a solicitation of an offer to purchase. Investment in unit-link product contains risks including but not limited to political risk, risk on changes in government decree or other government regulations, interest rate risk, liquidity risk, credit risk, equity risk and exchange rate risk. The performances of the funds are not guaranteed; the unit price and the investment result may increase or decrease. Past performances do not constitute a guarantee for future performance.