



FUND FACT SHEET

USD GLOBAL GROWTH OPPORTUNITY EQUITY FUND

PT. AIA FINANCIAL registered and supervised by the Financial Services Authority

31 May 2020

INVESTMENT MANAGER

Established in 15 July 1996, PT. AIA FINANCIAL (AIA) is one of the leading life insurance companies in Indonesia that registered and supervised by the Indonesian Financial Services Authority. AIA in Indonesia is a subsidiary of the AIA Group. With experienced personnel, AIA's Investment team manages the investments of all existing funds in accordance with its investment objectives and risk profile. AIA's Investment team has the proficiency to identify economic conditions and investment movements to generate competitive investment returns through a variety of financial instruments such as money market, bonds, shares and/or mutual funds.

INVESTMENT OBJECTIVE

The Portfolio is an investment option that provides investor with aggressive growth that aims to give superior long-term investment return with high risk tolerance.

TARGET ALLOCATION

0% - 20% : Money Market Instruments
80% - 100% : Listed Equities and/ or Equity Mutual Fund(s) incl. ETF listed / invest in global stock markets

FUND INFORMATION

Launch Date	: 23 September 2016	Fund Size (million)	: USD 25.84
Launch Price	: USD 1.00	Fund Management Fee	: 2.10% per annum
Unit Price (NAV)	: USD 1.0787	Pricing Frequency	: Daily
Risk Level	: High	Benchmark	: 90% MSCI World Index + 10% MSCI Asia Ex. Japan

FUND PERFORMANCE

Fund	Fund Performance						
	1 Month	3 Months	YTD	1 Year	Annualised		
					3 Years	5 Years	Since Inception
USD Global Growth Opportunity Equity Fund**	3.16%	3.30%	-4.36%	6.49%	1.03%	N/A	2.08%
Benchmark*	3.62%	-1.10%	-10.20%	2.76%	2.55%	N/A	4.61%

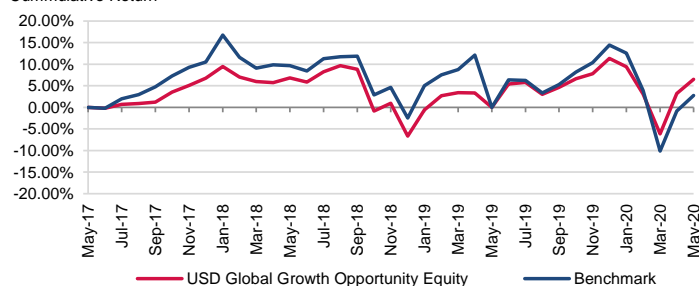
*Current benchmark is effective since 1 Jan 2018

Since inception to 31 Dec 2017: 90% Dow Jones Islamic Mkt World Index + 10% MSCI World Index

**Fund Performance (Net Asset Value) calculation is already included cost related to transaction, management fee and administrative fee

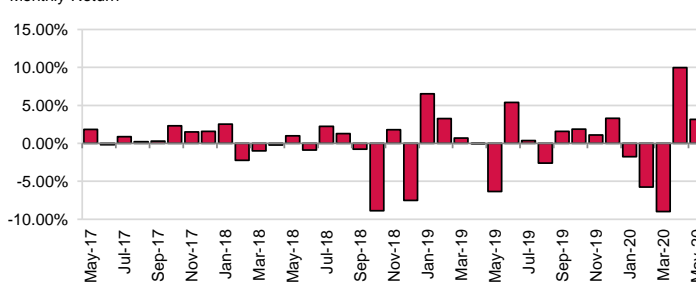
LAST 3 YEARS CUMULATIVE RETURN

Cummulative Return

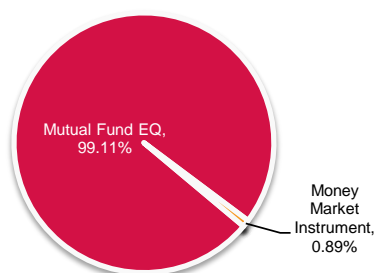


LAST 3 YEARS MONTHLY RETURN

Monthly Return



ASSET ALLOCATION



PORTFOLIO ALLOCATION

CIMB Principal Islamic Asia Pacific Equity MF	10.79%
Schroder Global Syariah Equity MF	88.32%
TD + Cash	0.89%

FUND MANAGER COMMENTARY

In May 2020, USD Global Growth Opportunity Equity Fund booked performance of +3.16% mom, in line with the benchmark performance. Global market shown mixed performance with US market closed stronger on reopening theme, while China and India market were corrected. Going forward, equity market will continue to depend on the development of global and domestic Corona virus event, including number of cases, potential treatment and vaccines, and policy reaction including healthcare policy, stimulus, and plan for reopening.

DISCLAIMER: USD Global Growth Opportunity Equity Fund is an investment-linked fund offered by PT. AIA FINANCIAL. This document is prepared by PT. AIA FINANCIAL and solely for informational use only. This document is not an offer for sale nor a solicitation of an offer to purchase. Investment in unit-link product contains risks including but not limited to political risk, risk on changes in government decree or other government regulations, interest rate risk, liquidity risk, credit risk, equity risk and exchange rate risk. The performances of the funds are not guaranteed; the unit price and the investment result may increase or decrease. Past performances do not constitute a guarantee for future performance.