



## FUND FACT SHEET

# USD FIXED INCOME FUND

PT. AIA FINANCIAL registered and supervised by the Financial Services Authority

31 May 2020

### INVESTMENT MANAGER

Established in 15 July 1996, PT. AIA FINANCIAL (AIA) is one of the leading life insurance companies in Indonesia that registered and supervised by the Indonesian Financial Services Authority. AIA in Indonesia is a subsidiary of the AIA Group. With experienced personnel, AIA's Investment team manages the investments of all existing funds in accordance with its investment objectives and risk profile. AIA's Investment team has the proficiency to identify economic conditions and investment movements to generate competitive investment returns through a variety of financial instruments such as money market, bonds, shares and/or mutual funds.

### INVESTMENT OBJECTIVE

The Portfolio shall be managed to provide investor an attractive investment return through strategic and selective investments in US dollar denominated fixed income instruments with moderate risk tolerance.

### TARGET ALLOCATION

0% - 20% : Money Market Instruments  
80% - 100% : Fixed Income Securities

### FUND INFORMATION

Launch Date	: 7 November 2000	Fund Size (million)	: USD 68.61
Launch Price	: USD 1.00	Fund Management Fee	: 1.45% per annum
Unit Price (NAV)	: USD 3.03	Pricing Frequency	: Daily
Risk Level	: Moderate	Benchmark	: 90% BBG USD EM Indonesia Sov. Bond Index 10% 3-Month USD Avg Time Deposit (Net)
Fund Duration	: 8.34	Benchmark Duration	: 8.18

### FUND PERFORMANCE

Fund	Fund Performance						
	1 Month	3 Months	YTD	1 Year	Annualised		
					3 Years	5 Years	Since Inception
USD Fixed Income**	4.57%	-1.71%	0.81%	8.16%	4.27%	3.66%	5.83%
Benchmark*	4.69%	-0.95%	1.46%	8.58%	4.56%	3.34%	0.89%

\*Current benchmark is effective from 1 Jan 2019

From 1 Dec 2018 to 31 Dec 2018: 90% BBG USD EM Indonesia Sov. Bond Indonesia + 10% Deposit Rate Avg 1M USD (Net of 20% WHT)

From 1 Dec 2016 to 31 Dec 2017: 90% BBG USD EM Indonesia Sov. Bond Indonesia + 10% Deposit Rate Avg 3M USD (Net of 20% WHT)

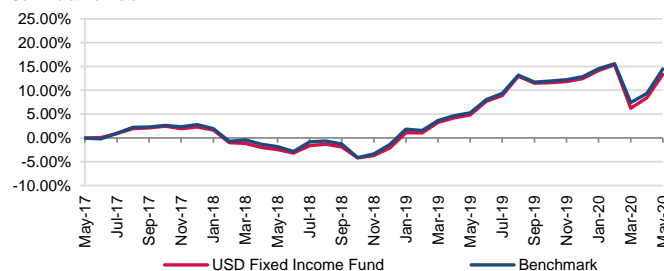
From 1 Mar 2013 to 30 Nov 2016: Indonesia Deposit Rate Avg 3M USD (Net of 20% WHT)

Since inception to 28 Feb 2013: Indonesia Deposit Rate Avg 1M USD (Net of 20.0% WHT)

\*\*Fund Performance (Net Asset Value) calculation is already included cost related to transaction, management fee and administrative fee

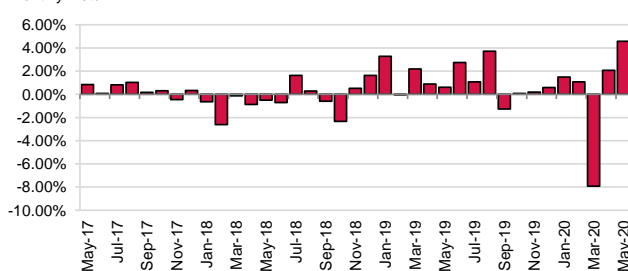
### LAST 3 YEARS CUMULATIVE RETURN

Cummulative Return

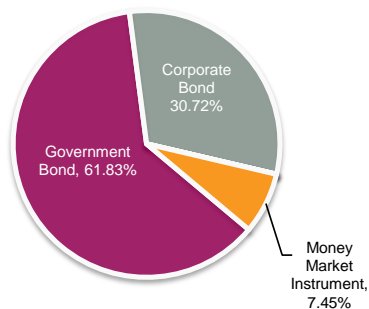


### LAST 3 YEARS MONTHLY RETURN

Monthly Return



### ASSET ALLOCATION



### SECTOR ALLOCATION

Government Bond	61.83%
Energy	6.22%
Financials	16.33%
Utilities	8.17%
TD + Cash	7.45%

### TOP HOLDINGS

Corporate Bond PT Bank Mandiri Tbk 2024
INDON 2042
INDON 2043
INDON 2044
INDON 2045

### FUND MANAGER COMMENTARY

US Treasuries recorded their first monthly loss of 2020 in May as long-maturity yields rose, offsetting declines in short-maturity yields. Supply was a driver as the Treasury Department set bigger-than-expected auction sizes. Meanwhile, risk appetite returned. The 10-year USD Indonesia government bond appreciated during the month, with yield moved lower from 3.2% to 2.6% at the end of May. The USD Fixed Income Fund also recorded a positive gain of 4.57% MoM in May 2020.

**DISCLAIMER:** USD Fixed Income Fund is an investment-linked fund offered by PT. AIA FINANCIAL. This document is prepared by PT. AIA FINANCIAL and solely for informational use only. This document is not an offer for sale nor a solicitation of an offer to purchase. Investment in unit-link product contains risks including but not limited to political risk, risk on changes in government decree or other government regulations, interest rate risk, liquidity risk, credit risk, equity risk and exchange rate risk. The performances of the funds are not guaranteed; the unit price and the investment result may increase or decrease. Past performances do not constitute a guarantee for future performance.