



FUND FACT SHEET

IDR DYNAMIC SYARIAH FUND

PT. AIA FINANCIAL registered and supervised by the Financial Services Authority

31 May 2020

INVESTMENT MANAGER

Established in 15 July 1996, PT. AIA FINANCIAL (AIA) is one of the leading life insurance companies in Indonesia that registered and supervised by the Indonesian Financial Services Authority. AIA in Indonesia is a subsidiary of the AIA Group. With experienced personnel, AIA's Investment team manages the investments of all existing funds in accordance with its investment objectives and risk profile. AIA's Investment team has the proficiency to identify economic conditions and investment movements to generate competitive investment returns through a variety of financial instruments such as money market, bonds, shares and/or mutual funds.

INVESTMENT OBJECTIVE

The Portfolio is a sharia investment option that provides investor an optimum return with moderate to high risk tolerance through investments in IDR fixed income instruments and listed equity with diversified level of risk.

TARGET ALLOCATION

0% - 40% : Sharia Money Market Instruments
30% - 80% : IDR Sharia Fixed Income securities and/ or
: Sharia Fixed Income Mutual Fund(s) incl. ETF
30% - 80% : Equities listed in Sharia Securities List and/ or
Sharia Mutual Fund(s) incl. ETF

FUND INFORMATION

Launch Date	: 10 June 2015	Fund Size (million)	: IDR 51,416.21
Launch Price	: IDR 1,000.00	Fund Management Fee	: 1.85% per annum
Unit Price (NAV)	: IDR 954.82	Pricing Frequency	: Daily
Risk Level	: Moderate to High	Benchmark	: 50% Indonesia Sharia Index 50% Indonesia Government Sukuk Index (IGSIX)

FUND PERFORMANCE

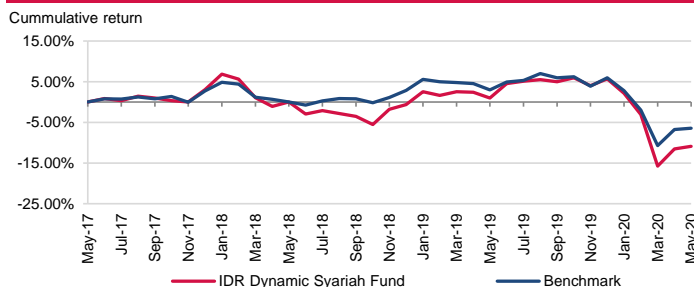
Fund	Fund Performance						
	1 Month	3 Months	YTD	1 Year	Annualised		
					3 Years	5 Years	Since Inception
IDR Dynamic Syariah**	0.69%	-8.07%	-15.68%	-11.76%	-4.35%	N/A	-0.93%
Benchmark*	0.36%	-4.50%	-11.68%	-9.12%	-2.12%	N/A	0.85%

*Current benchmark is effective from 1 Jan 2020

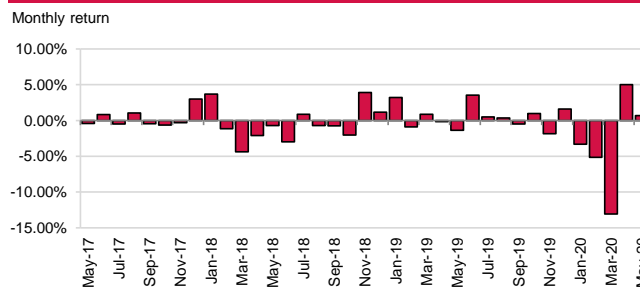
Since inception to 31 Dec 2019: 50% Indonesia Sharia Index + 50% 3-Month IDR Avg Time Deposit (Net)

**Fund Performance (Net Asset Value) calculation is already included cost related to transaction, management fee and administrative fee

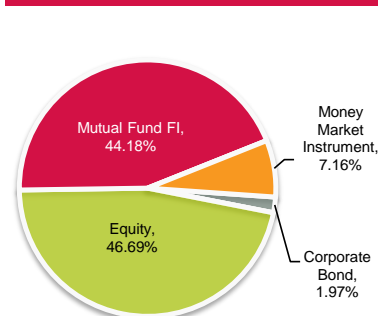
LAST 3 YEARS CUMULATIVE RETURN



LAST 3 YEARS MONTHLY RETURN



ASSET ALLOCATION



SECTOR ALLOCATION

Communication Services	8.41%
Consumer Discretionary	3.85%
Consumer Staples	16.12%
Energy	3.24%
Financials	1.17%
Health Care	2.49%
Industrials	1.09%
Materials	7.05%
Real Estate	2.75%
Utilities	0.53%
Industrials Bond	1.97%
MF Fixed Income	44.18%
Bond < 1 Year	3.97%
TD + Cash	3.20%

TOP HOLDINGS

MTN Syariah Ijarah I Telkom-18B
PT Astra Internasional Tbk
PT Indofood CBP Sukses Makmur Tbk
PT Telekomunikasi Indonesia Tbk
PT Unilever Indonesia Tbk
SBSN SERI IFR0006
SBSN Seri PBS011
SBSN Seri PBS012
SBSN Seri PBS019
SBSN Seri PBS021

FUND MANAGER COMMENTARY

In May 2020, IDR Dynamic Syariah Fund booked performance of +0.69%. Global equity market shown mixed performance with US market closed stronger on reopening theme, while China and India market were corrected. In domestic market, reopening also became the main theme which drove up the cyclical sector, however the Shariah index was closed lower as it was dragged by correction in Materials sector. From bond market, IBPA Indonesia Government Sukuk Index (IGSIX) went up by 1.67% on monthly basis as in May. Appetite for high yielders returned and foreign investors saw that Indonesia local government bonds as attractive after hitting the YTD lows. At monetary side, despite several emerging market's central banks slashed their benchmark rates in May 2020, Bank Indonesia maintained the 7-day reverse repo rate at 4.5% with additional statement that there is substantial room to cut going forward.

DISCLAIMER: IDR Dynamic Syariah Fund is an Sharia investment-linked fund offered by PT. AIA FINANCIAL. This document is prepared by PT. AIA FINANCIAL and solely for informational use only. This document is not an offer for sale nor a solicitation of an offer to purchase. Investment in Sharia unit-link product contains risks including but not limited to political risk, risk on changes in government decree or other government regulations, risk on distribution on income / margin / fee, liquidity risk, credit risk, equity risk and exchange rate risk. The performances of the funds are not guaranteed; the unit price and the investment result may increase or decrease. Past performances do not constitute a guarantee for future performance.