



## FUND FACT SHEET

# IDR EQUITY SYARIAH FUND

PT. AIA FINANCIAL registered and supervised by the Financial Services Authority

30 June 2020

### INVESTMENT MANAGER

Established in 15 July 1996, PT. AIA FINANCIAL (AIA) is one of the leading life insurance companies in Indonesia that registered and supervised by the Indonesian Financial Services Authority. AIA in Indonesia is a subsidiary of the AIA Group. With experienced personnel, AIA's Investment team manages the investments of all existing funds in accordance with its investment objectives and risk profile. AIA's Investment team has the proficiency to identify economic conditions and investment movements to generate competitive investment returns through a variety of financial instruments such as money market, bonds, shares and/or mutual funds.

### INVESTMENT OBJECTIVE

The Portfolio is a sharia investment option that provides investor with aggressive growth that aims to give superior long-term investment return with high risk tolerance.

### TARGET ALLOCATION

0% - 20% : Sharia money market instrument  
80% - 100% : Equities listed in Sharia Securities List and/ or Sharia mutual funds incl. ETF

### FUND INFORMATION

Launch Date	: 25 June 2010	Fund Size (million)	: IDR 3,004,058.34
Launch Price	: IDR 1,000.00	Fund Management Fee	: 2.10% per annum
Unit Price (NAV)	: IDR 831.70	Pricing Frequency	: Daily
Risk Level	: High	Benchmark	: 98% Jakarta Islamic Index 2% 3-Month IDR Avg Time Deposit (Net)

### FUND PERFORMANCE

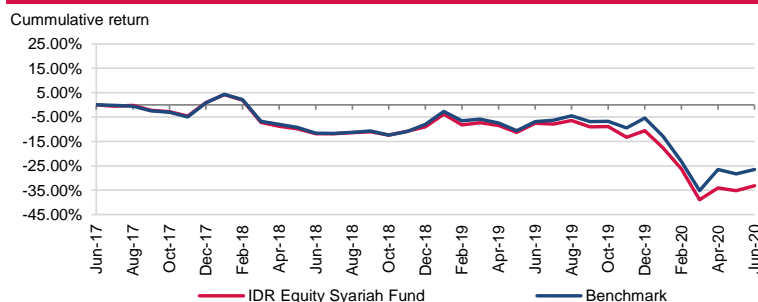
Fund	Fund Performance						
	1 Month	3 Months	YTD	1 Year	Annualised		
					3 Years	5 Years	Since Inception
IDR Equity Syariah**	3.23%	9.41%	-25.22%	-27.70%	-12.57%	-5.95%	-1.82%
Benchmark*	2.54%	13.36%	-22.32%	-21.07%	-9.76%	-3.46%	2.01%

\*Current benchmark is effective from 1 Apr 2014

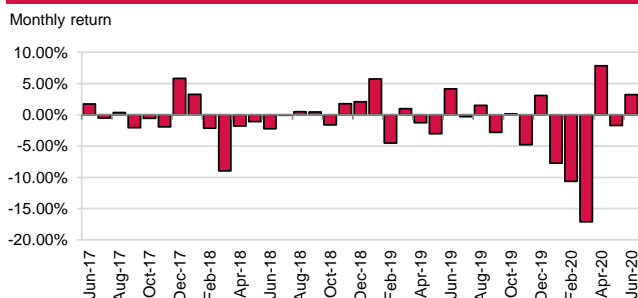
Since inception to 31 Mar 2014: Jakarta Islamic Index (Total Return)

\*\*Fund Performance (Net Asset Value) calculation is already included cost related to transaction, management fee and administrative fee

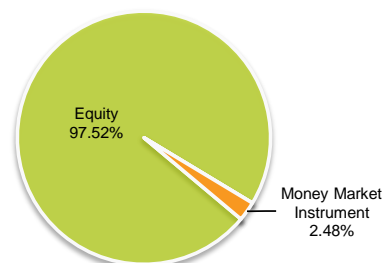
### LAST 3 YEARS CUMULATIVE RETURN



### LAST 3 YEARS MONTHLY RETURN



### ASSET ALLOCATION



### SECTOR ALLOCATION

Communication Services	20.18%
Consumer Discretionary	10.33%
Consumer Staples	33.45%
Energy	7.50%
Financials	2.58%
Health Care	4.53%
Industrials	2.82%
Materials	11.96%
Real Estate	3.65%
Utilities	0.54%
TD + Cash	2.48%

### TOP HOLDINGS

PT Astra International Tbk	
PT Barito Pacific Tbk	
PT Charoen Pokphand Indonesia Tbk	
PT Indofood CBP Sukses Makmur Tbk	
PT Indofood Sukses Makmur Tbk	
PT Jasa Marga Tbk	
PT Kalbe Farma Tbk	
PT Telekomunikasi Indonesia Tbk	
PT Unilever Indonesia Tbk	
PT United Tractors Tbk	

### FUND MANAGER COMMENTARY

In June 2020, IDR Equity Syariah Fund booked performance of +3.23% mom, slightly better than benchmark performance. By sector inside JII, Communication Services was the largest positive contributor (0.6% mom), while Materials was the largest negative contributor (-1.6% mom). Global and domestic market rallied on the continuation of reopening hype with some correction due to concern of second wave of rising infection. Within this month BI also continue to cut the benchmark rate by 25bps. Going forward, Indonesia Equity market will continue to depend on the development of global and domestic Coronavirus event, including number of cases, potential treatment and vaccines, and policy reaction including healthcare policy, stimulus, and development of reopening.

**DISCLAIMER:** IDR Equity Syariah Fund is an Sharia investment-linked fund offered by PT. AIA FINANCIAL. This document is prepared by PT. AIA FINANCIAL and solely for informational use only. This document is not an offer for sale nor a solicitation of an offer to purchase. Investment in Sharia unit-link product contains risks including but not limited to political risk, risk on changes in government decree or other government regulations, risk on distribution on income / margin / fee, liquidity risk, credit risk, equity risk and exchange rate risk. The performances of the funds are not guaranteed; the unit price and the investment result may increase or decrease. Past performances do not constitute a guarantee for future performance.