



FUND FACT SHEET

USD ONSHORE EQUITY FUND

PT. AIA FINANCIAL registered and supervised by the Financial Services Authority

31 July 2020

INVESTMENT MANAGER

Established in 15 July 1996, PT. AIA FINANCIAL (AIA) is one of the leading life insurance companies in Indonesia that registered and supervised by the Indonesian Financial Services Authority. AIA in Indonesia is a subsidiary of the AIA Group. With experienced personnel, AIA's Investment team manages the investments of all existing funds in accordance with its investment objectives and risk profile. AIA's Investment team has the proficiency to identify economic conditions and investment movements to generate competitive investment returns through a variety of financial instruments such as money market, bonds, shares and/or mutual funds.

INVESTMENT OBJECTIVE

The Portfolio is an investment option that provides investor with optimal growth that aims to give superior long-term investment return with high risk tolerance.

TARGET ALLOCATION

0% - 20% : Money Market Instruments
80% - 100% : Equities listed in IDX and/ or Equity mutual funds incl. ETF

FUND INFORMATION

Launch Date	: 21 April 2017	Fund Size (million)	: USD 2.32
Launch Price	: USD 1.00	Fund Management Fee	: 2.10% per annum
Unit Price (NAV)	: USD 0.8195	Pricing Frequency	: Daily
Risk Level	: High	Benchmark	: 98% MXID Index (In USD Term) + 2% Average 3-month USD Time Deposit (Net)

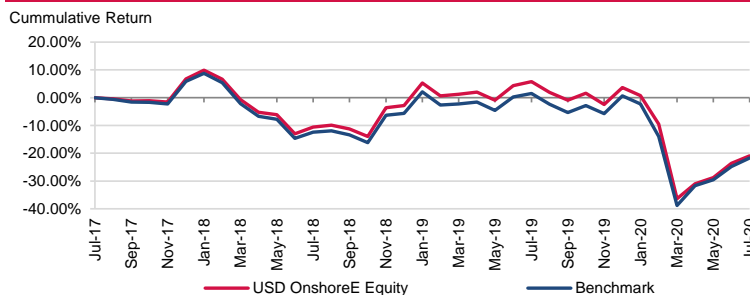
FUND PERFORMANCE

Fund	Fund Performance						
	1 Month	3 Months	YTD	1 Year	Annualised		
					3 Years	5 Years	Since Inception
USD Onshore Equity Fund**	3.49%	14.56%	-23.72%	-25.10%	-7.65%	N/A	-5.89%
Benchmark*	4.12%	14.47%	-22.25%	-22.90%	-7.85%	N/A	-5.84%

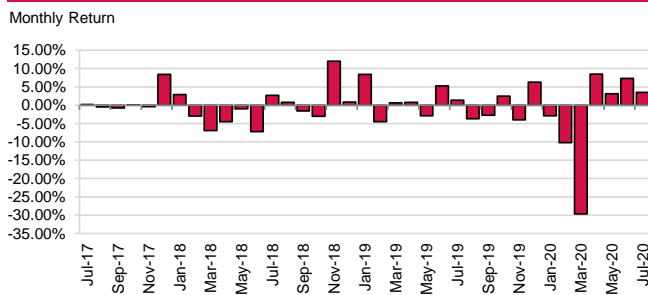
*Current benchmark is effective since inception

**Fund Performance (Net Asset Value) calculation is already included cost related to transaction, management fee and administrative fee

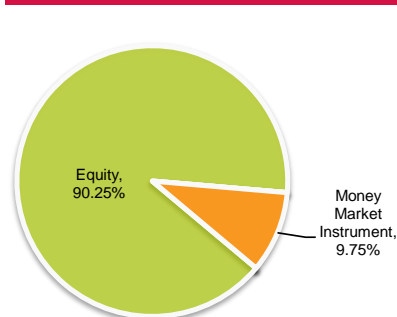
LAST 3 YEARS CUMULATIVE RETURN



LAST 3 YEARS MONTHLY RETURN



ASSET ALLOCATION



SECTOR ALLOCATION

Communication Services	11.21%
Consumer Discretionary	7.69%
Consumer Staples	12.23%
Energy	3.03%
Financials	45.34%
Health Care	2.35%
Industrials	0.68%
Materials	5.37%
Real Estate	1.90%
Utilities	0.46%
TD + Cash	9.75%

TOP HOLDINGS

PT Astra International Tbk
PT Bank Central Asia Tbk
PT Bank Mandiri Tbk
PT Bank Rakyat Indonesia Tbk
PT Charoen Pokphand Indonesia Tbk
PT Indofood Sukses Makmur Tbk
PT Kalbe Farma Tbk
PT Telekomunikasi Indonesia Tbk
PT Unilever Indonesia Tbk
PT United Tractors Tbk

FUND MANAGER COMMENTARY

In July 2020, UUSD Onshore Equity Fund booked performance of +3.49% mom, slightly below the MXID performance (in USD). By sector inside MXID, Financials was the largest positive contributor (+4.1% mom), while Communication Services was the largest negative contributor (-0.1% mom). In last month, global market rallied driven by progress on vaccine development, hope of new stimulus, and dovish tone from central banks with headwinds came from US-China tension and resurging Covid-19 cases on countries that had undergone the reopening. Domestic market also rallied driven by overall positive sentiment from global market, clarity on burden sharing scheme between government and BI, as well as various new scheme to support economic recovery. BI also cut its benchmark rate further by 25bps to 4.00%. Going forward, Indonesia equity market will continue to depend on the development of global and domestic Coronavirus event, including number of cases, potential treatment and vaccines, and policy reaction including healthcare policy, stimulus, and development of reopening.

DISCLAIMER: USD Onshore Equity Fund is an investment-linked fund offered by PT. AIA FINANCIAL. This document is prepared by PT. AIA FINANCIAL and solely for informational use only. This document is not an offer for sale nor a solicitation of an offer to purchase. Investment in unit-link product contains risks including but not limited to political risk, risk on changes in government decree or other government regulations, interest rate risk, liquidity risk, credit risk, equity risk and exchange rate risk. The performances of the funds are not guaranteed; the unit price and the investment result may increase or decrease. Past performances do not constitute a guarantee for future performance.