



# FUND FACT SHEET

## IDR EQUITY FUND

PT. AIA FINANCIAL registered and supervised by the Financial Services Authority

31 July 2020

### INVESTMENT MANAGER

Established in 15 July 1996, PT. AIA FINANCIAL (AIA) is one of the leading life insurance companies in Indonesia that registered and supervised by the Indonesian Financial Services Authority. AIA in Indonesia is a subsidiary of the AIA Group. With experienced personnel, AIA's Investment team manages the investments of all existing funds in accordance with its investment objectives and risk profile. AIA's Investment team has the proficiency to identify economic conditions and investment movements to generate competitive investment returns through a variety of financial instruments such as money market, bonds, shares and/or mutual funds.

### INVESTMENT OBJECTIVE

The Portfolio is an investment option that provides investor with aggressive growth that aims to give superior long-term investment return with high risk tolerance.

### TARGET ALLOCATION

0% - 20% : Money Market Instruments  
80% - 100% : Equities listed in IDX and/ or Equity mutual funds

### FUND INFORMATION

Launch Date	: 7 November 2000	Fund Size (million)	: IDR 14,732,224.69
Launch Price	: IDR 1,000.00	Fund Management Fee	: 2.10% per annum
Unit Price (NAV)	: IDR 12,968.82	Pricing Frequency	: Daily
Risk Level	: High	Benchmark	: 98% Jakarta Composite Index 2% 3-Month IDR Avg Time Deposit (Net)

### FUND PERFORMANCE

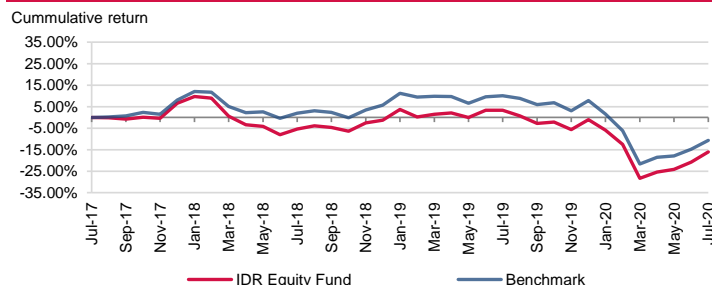
Fund	Fund Performance						
	1 Month	3 Months	YTD	1 Year	Annualised		
					3 Years	5 Years	Since Inception
IDR Equity**	5.98%	12.52%	-15.20%	-18.72%	-5.67%	-0.87%	13.87%
Benchmark *	4.84%	9.66%	-17.11%	-18.77%	-3.68%	1.59%	14.15%

\*Current benchmark is effective from 1 April 2014

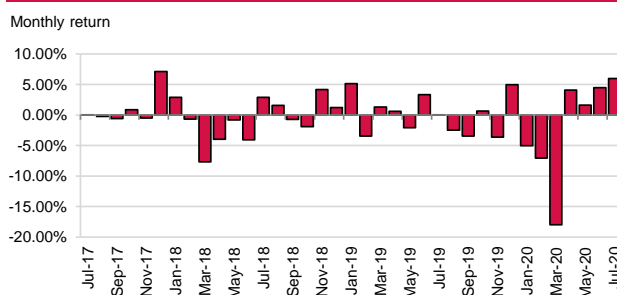
Since inception to 31 Mar 2014: Jakarta Composite Index (Total Return)

\*\*Fund Performance (Net Asset Value) calculation is already included cost related to transaction, management fee and administrative fee

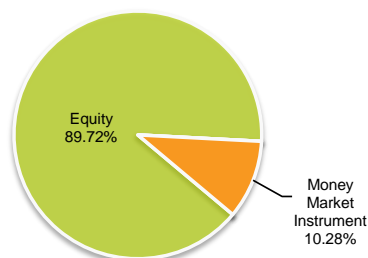
### LAST 3 YEARS CUMULATIVE RETURN



### LAST 3 YEARS MONTHLY RETURN



### ASSET ALLOCATION



### SECTOR ALLOCATION

Communication Services	10.73%
Consumer Discretionary	5.52%
Consumer Staples	19.45%
Energy	3.51%
Financials	35.12%
Health Care	2.83%
Industrials	1.02%
Information Technology	0.15%
Materials	8.24%
Real Estate	2.01%
Utilities	1.15%
TD + Cash	10.28%

### TOP HOLDINGS

10.73%	PT Astra International Tbk
5.52%	PT Bank Central Asia Tbk
19.45%	PT Bank Mandiri Tbk
3.51%	PT Bank Rakyat Indonesia Tbk
35.12%	PT Charoen Pokphand Indonesia Tbk
2.83%	PT Gudang Garam Tbk
1.02%	PT HM Sampoerna Tbk SHS
0.15%	PT Indofood CBP Sukses Makmur Tbk
8.24%	PT Telekomunikasi Indonesia Tbk
2.01%	PT Unilever Indonesia Tbk

### FUND MANAGER COMMENTARY

In July 2020, IIR Equity Fund booked performance of +5.98% mom, better than benchmark performance. By sector inside JCI, Financials was the largest positive contributor (+2.5% mom), while Real Estate was the largest negative contributor (-0.3% mom). In last month, global market rallied driven by progress on vaccine development, hope of new stimulus, and dovish tone from central banks with headwinds came from US-China tension and resurging Covid-19 cases on countries that had undergone the reopening. Domestic market also rallied driven by overall positive sentiment from global market, clarity on burden sharing scheme between government and BI, as well as various new scheme to support economic recovery. BI also cut its benchmark rate further by 25bps to 4.00%. Going forward, Indonesia equity market will continue to depend on the development of global and domestic Coronavirus event, including number of cases, potential treatment and vaccines, and policy reaction including healthcare policy, stimulus, and development of reopening.

**DISCLAIMER:** IDR Equity Fund is an investment-linked fund offered by PT. AIA FINANCIAL. This document is prepared by PT. AIA FINANCIAL and solely for informational use only. This document is not an offer for sale nor a solicitation of an offer to purchase. Investment in unit-link product contains risks including but not limited to political risk, risk on changes in government decree or other government regulations, interest rate risk, liquidity risk, credit risk, equity risk and exchange rate risk. The performances of the funds are not guaranteed; the unit price and the investment result may increase or decrease. Past performances do not constitute a guarantee for future performance.