



FUND FACT SHEET

USD ONSHORE EQUITY FUND

PT. AIA FINANCIAL registered and supervised by the Financial Services Authority

29 February 2020

INVESTMENT MANAGER

Established in 15 July 1996, PT. AIA FINANCIAL (AIA) is one of the leading life insurance companies in Indonesia that registered and supervised by the Indonesian Financial Services Authority. AIA in Indonesia is a subsidiary of the AIA Group. With experienced personnel, AIA's Investment team manages the investments of all existing funds in accordance with its investment objectives and risk profile. AIA's Investment team has the proficiency to identify economic conditions and investment movements to generate competitive investment returns through a variety of financial instruments such as money market, bonds, shares and/or mutual funds.

INVESTMENT OBJECTIVE

The Portfolio is an investment option that provides investor with optimal growth that aims to give superior long-term investment return with high risk tolerance.

TARGET ALLOCATION

0% - 20% : Money Market Instruments
80% - 100% : Equities listed in IDX and/ or Equity mutual funds incl. ETF

FUND INFORMATION

Launch Date : 21 April 2017
Launch Price : USD 1.00
Unit Price (NAV) : USD 0.9374
Risk Level : High

Fund Size (million) : USD 2.12
Fund Management Fee : 2.10% per annum
Pricing Frequency : Daily
Benchmark : 98% MXID Index (In USD Term) + 2% Average 3-month USD Time Deposit (Net)

FUND PERFORMANCE

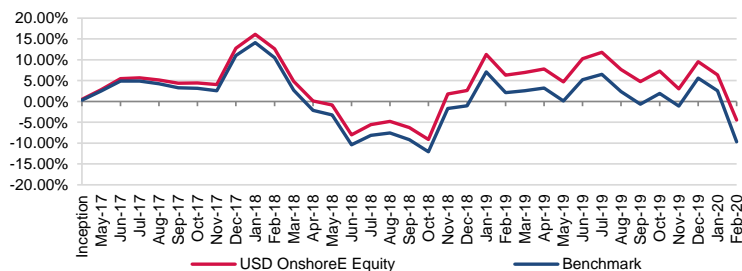
Fund	Fund Performance						
	1 Month	3 Months	YTD	1 Year	Annualised		
					3 Years	5 Years	Since Inception
USD Onshore Equity Fund**	-10.18%	-7.24%	-12.74%	-8.83%	N/A	N/A	-2.24%
Benchmark*	-11.99%	-8.72%	-14.49%	-11.60%	N/A	N/A	-3.51%

*Current benchmark is effective since inception

**Fund Performance (Net Asset Value) calculation is already included cost related to transaction, management fee and administrative fee

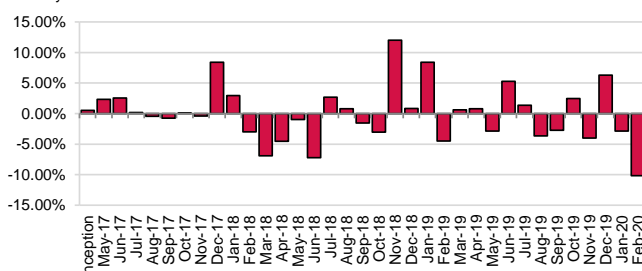
LAST 2 YEARS CUMULATIVE RETURN

Cummulative Return

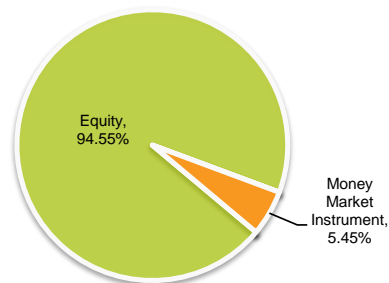


LAST 2 YEARS MONTHLY RETURN

Monthly Return



ASSET ALLOCATION



SECTOR ALLOCATION

Communication Services	12.43%
Consumer Discretionary	8.15%
Consumer Staples	11.94%
Energy	3.02%
Financials	48.13%
Health Care	1.76%
Industrials	1.33%
Information Technology	0.32%
Materials	4.57%
Real Estate	2.06%
Utilities	0.84%
TD + Cash	5.45%

TOP HOLDINGS

PT Astra Internasional Tbk
PT Bank Central Asia Tbk
PT Bank Mandiri Tbk
PT Bank Negara Indonesia Tbk
PT Bank Rakyat Indonesia Tbk
PT Charoen Pokphand Indonesia Tbk
PT Indofood Sukses Makmur Tbk
PT Semen Indonesia Persero Tbk
PT Telekomunikasi Indonesia Tbk
PT Unilever Indonesia Tbk

FUND MANAGER COMMENTARY

In February 2020, USD Onshore Equity Fund booked performance of -10.18% mom, better than the benchmark. By sector within the benchmark MXID, Industrials sector was the least negative contributor, while financials sector was the largest negative contributor. Global and domestic equity markets corrected further in the month of February 2020, driven by continued fear of global corona virus outbreak given rapidly increasing number of cases outside China, despite another benchmark rate cut by BI by 0.25% in February 2020. Going forward, Indonesia Equity market's volatility and direction could continue to depend on global risk dynamics, in particular in relation to the development of Corona virus outbreak outside China, including in Indonesia.

DISCLAIMER: USD Onshore Equity Fund is an investment-linked fund offered by PT. AIA FINANCIAL. This document is prepared by PT. AIA FINANCIAL and solely for informational use only. This document is not an offer for sale nor a solicitation of an offer to purchase. Investment in unit-link product contains risks including but not limited to political risk, risk on changes in government decree or other government regulations, interest rate risk, liquidity risk, credit risk, equity risk and exchange rate risk. The performances of the funds are not guaranteed; the unit price and the investment result may increase or decrease. Past performances do not constitute a guarantee for future performance.