



## FUND FACT SHEET

# USD GLOBAL GROWTH OPPORTUNITY EQUITY FUND

PT. AIA FINANCIAL registered and supervised by the Financial Services Authority

31 December 2020

### INVESTMENT MANAGER

Established in 15 July 1996, PT. AIA FINANCIAL (AIA) is one of the leading life insurance companies in Indonesia that registered and supervised by the Indonesian Financial Services Authority. AIA in Indonesia is a subsidiary of the AIA Group. With experienced personnel, AIA's Investment team manages the investments of all existing funds in accordance with its investment objectives and risk profile. AIA's Investment team has the proficiency to identify economic conditions and investment movements to generate competitive investment returns through a variety of financial instruments such as money market, bonds, shares and/or mutual funds.

### INVESTMENT OBJECTIVE

The Portfolio is an investment option that provides investor with aggressive growth that aims to give superior long-term investment return with high risk tolerance.

### TARGET ALLOCATION

0% - 20% : Money Market Instruments  
80% - 100% : Listed Equities and/ or Equity Mutual Fund(s) incl. ETF listed / invest in global stock markets

### FUND INFORMATION

Launch Date : 23 September 2016  
Launch Price : USD 1.00  
Unit Price (NAV) : USD 1.2909  
Risk Level : High

Fund Size (million) : USD 36.49  
Fund Management Fee : 2.10% per annum  
Pricing Frequency : Daily  
Benchmark : 90% MSCI World Index + 10% MSCI Asia Ex. Japan

### FUND PERFORMANCE

| Fund  | Fund Performance |          |        |        |            |         |                 |
|---|------------------|----------|--------|--------|------------|---------|-----------------|
|   | 1 Month          | 3 Months | YTD    | 1 Year | Annualised |         |                 |
|   |                  |          |        |        | 3 Years    | 5 Years | Since Inception |
| USD Global Growth Opportunity Equity Fund** | 4.57%            | 7.88%    | 14.45% | 14.45% | 4.94%      | N/A     | 6.16%           |
| Benchmark*                                  | 4.68%            | 14.49%   | 14.76% | 14.76% | 7.65%      | N/A     | 10.11%          |

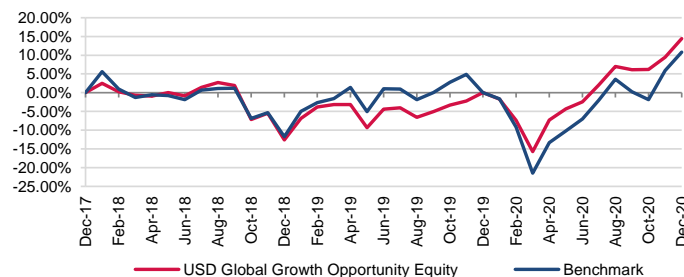
\*Current benchmark is effective since 1 Jan 2018

Since inception to 31 Dec 2017: 90% Dow Jones Islamic Mkt World Index + 10% MSCI World Index

\*\*Fund Performance (Net Asset Value) calculation is already included cost related to transaction, management fee and administrative fee

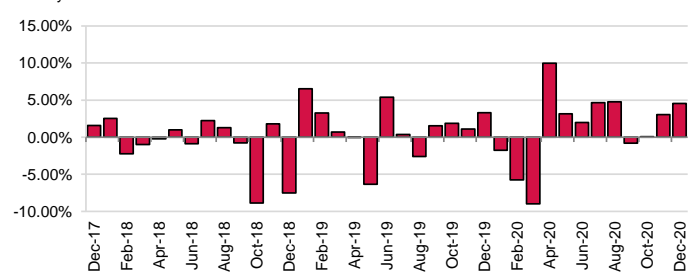
### LAST 3 YEARS CUMULATIVE RETURN

Cummulative Return

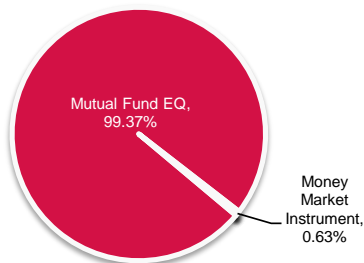


### LAST 3 YEARS MONTHLY RETURN

Monthly Return



### ASSET ALLOCATION



### PORTFOLIO ALLOCATION

|   |        |
|---|--------|
| CIMB Principal Islamic Asia Pacific Equity MF | 9.34%  |
| Mandiri Global Sharia Equity Dollar MF        | 44.49% |
| Schroder Global Syariah Equity MF             | 45.54% |
| TD + Cash                                     | 0.63%  |

### FUND MANAGER COMMENTARY

In December 2020, USD Global Growth Opportunity Equity Fund booked performance of +4.57% mom, in line with benchmark performance. In last month, global equity market continued the rally from November, fueled by development and distribution on vaccine as well as US stimulus announcement. Going forward, Equity market will continue to depend on the development of global and domestic Coronavirus event, including number of cases, potential treatment and vaccines, and policy reaction including healthcare policy, stimulus, and support through recovery until post-Covid19 period.

**DISCLAIMER:** USD Global Growth Opportunity Equity Fund is an investment-linked fund offered by PT. AIA FINANCIAL. This document is prepared by PT. AIA FINANCIAL and solely for informational use only. This document is not an offer for sale nor a solicitation of an offer to purchase. Investment in unit-link product contains risks including but not limited to political risk, risk on changes in government decree or other government regulations, interest rate risk, liquidity risk, credit risk, equity risk and exchange rate risk. The performances of the funds are not guaranteed; the unit price and the investment result may increase or decrease. Past performances do not constitute a guarantee for future performance.