



FUND FACT SHEET

IDR FIXED INCOME FUND

PT. AIA FINANCIAL registered and supervised by the Financial Services Authority

31 August 2020

INVESTMENT MANAGER

Established in 15 July 1996, PT. AIA FINANCIAL (AIA) is one of the leading life insurance companies in Indonesia that registered and supervised by the Indonesian Financial Services Authority. AIA in Indonesia is a subsidiary of the AIA Group. With experienced personnel, AIA's Investment team manages the investments of all existing funds in accordance with its investment objectives and risk profile. AIA's Investment team has the proficiency to identify economic conditions and investment movements to generate competitive investment returns through a variety of financial instruments such as money market, bonds, shares and/or mutual funds.

INVESTMENT OBJECTIVE

The Portfolio shall be managed to provide investor an attractive investment return through strategic and selective investments in IDR denominated fixed income instruments with moderate risk tolerance.

TARGET ALLOCATION

0% - 20% : Money Market Instruments
80% - 100% : IDR Fixed Income securities and/ or IDR Fixed Income mutual fund(s)

FUND INFORMATION

| | | | |
|------------------|-------------------|---------------------|---|
| Launch Date | : 7 November 2000 | Fund Size (million) | : IDR 1,053,011.29 |
| Launch Price | : IDR 1,000.00 | Fund Management Fee | : 1.65% per annum |
| Unit Price (NAV) | : IDR 4,239.20 | Pricing Frequency | : Daily |
| Risk Level | : Moderate | Benchmark | : 90% Bloomberg IDR Indonesia Sov. Bond Index 10% 3-Month IDR Avg Time Deposit (Net) |
| Fund Duration | : 6.01 | Benchmark Duration | : 5.45 |

FUND PERFORMANCE

| Fund | Fund Performance | | | | | | |
|--------------------|------------------|----------|-------|--------|------------|---------|-----------------|
| | 1 Month | 3 Months | YTD | 1 Year | Annualised | | |
| | | | | | 3 Years | 5 Years | Since Inception |
| IDR Fixed Income** | 0.74% | 5.09% | 5.76% | 9.01% | 5.30% | 7.73% | 7.56% |
| Benchmark * | 1.10% | 5.35% | 6.00% | 9.42% | 5.93% | 8.38% | 9.97% |

*Current benchmark is effective from 1 May 2016

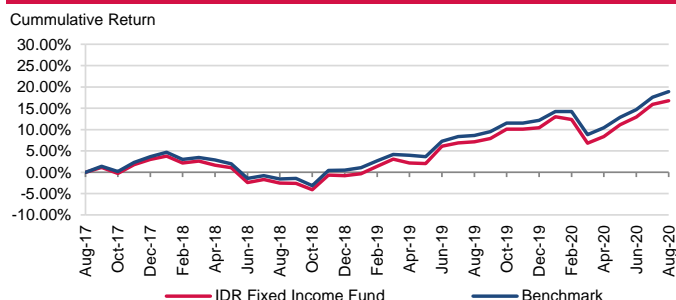
1 Mar 2013 to 30 Apr 2016: 90%HSBC Indonesia Local Currency Govt Bond (Net)+10% Indonesia Deposit Rate Avg 3 Month IDR (Net)

1 Jan 2001 to 28 Feb 2013: HSBC Indonesia Local Currency Govt Bond TR (Net)

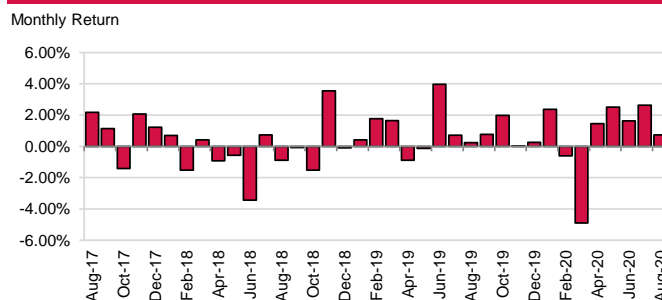
Since Inception to 31 Dec 2000: Indonesia SBI 1M Auction Avg yield (Net)

**Fund Performance (Net Asset Value) calculation is already included cost related to transaction, management fee and administrative fee


LAST 3 YEARS CUMULATIVE RETURN



LAST 3 YEARS MONTHLY RETURN



ASSET ALLOCATION



SECTOR ALLOCATION

MF Fixed Income 100.00%

TOP HOLDINGS

Government Bond FR0056
Government Bond FR0078
Government Bond FR0079
Government Bond FR0081
Government Bond FR0082

FUND MANAGER COMMENTARY

Indonesia local government bond market made a positive return in August 2020 with Bloomberg Indonesia Local Sovereign Index (BINDO) went up by +1.33% on monthly basis, and the IDR Fixed Income Fund performance reported +0.74% return in the same month. Manufacturing activity expanded in August as most of countries continued to recover from the Coronavirus pandemic with PMI data showed improvement. On domestic side, Indonesia government will target a deficit of -5.5% of GDP in 2021, wider than previous estimate at -3.2%. Bank Indonesia will continue to support government financing by acting as a buyer of last resort in the primary market in 2021. Meanwhile, the central bank maintained the 7-day reverse repo rate at 4.00% amid low inflation at 1.32% YoY in August 2020.

DISCLAIMER: IDR Fixed Income Fund is an investment-linked fund offered by PT. AIA FINANCIAL. This document is prepared by PT. AIA FINANCIAL and solely for informational use only. This document is not an offer for sale nor a solicitation of an offer to purchase. Investment in unit-link product contains risks including but not limited to political risk, risk on changes in government decree or other government regulations, interest rate risk, liquidity risk, credit risk, equity risk and exchange rate risk. The performances of the funds are not guaranteed; the unit price and the investment result may increase or decrease. Past performances do not constitute a guarantee for future performance