



FUND FACT SHEET

IDR GROWTH EQUITY SYARIAH FUND

PT. AIA FINANCIAL registered and supervised by the Financial Services Authority

30 April 2020

INVESTMENT MANAGER

Established in 15 July 1996, PT. AIA FINANCIAL (AIA) is one of the leading life insurance companies in Indonesia that registered and supervised by the Indonesian Financial Services Authority. AIA in Indonesia is a subsidiary of the AIA Group. With experienced personnel, AIA's Investment team manages the investments of all existing funds in accordance with its investment objectives and risk profile. AIA's Investment team has the proficiency to identify economic conditions and investment movements to generate competitive investment returns through a variety of financial instruments such as money market, bonds, shares and/or mutual funds.

INVESTMENT OBJECTIVE

The Portfolio is a sharia investment option that provides investor with aggressive growth that aims to give superior long-term investment return with high risk tolerance.

TARGET ALLOCATION

0% - 20% : Sharia money market instrument
80% - 100% : Equities listed in Sharia Securities List and/or Sharia mutual funds

FUND INFORMATION

Launch Date	: 10 June 2015	Fund Size (million)	: IDR 59,495.66
Launch Price	: IDR 1,000.00	Fund Management Fee	: 2.10% per annum
Unit Price (NAV)	: IDR 760.37	Pricing Frequency	: Daily
Risk Level	: High	Benchmark	: 98% Indonesia Sharia Stock Index 2% 3-Month IDR Avg Time Deposit (Net)

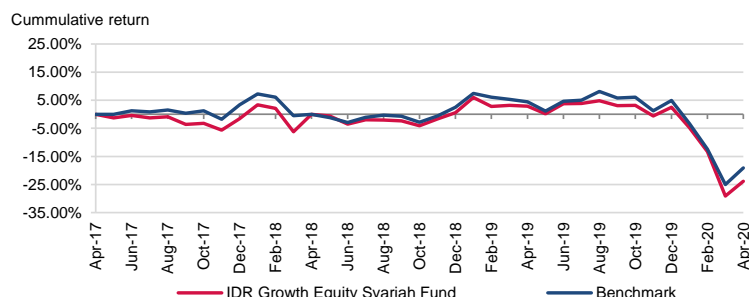
FUND PERFORMANCE

Fund	Fund Performance						
	1 Month	3 Months	YTD	1 Year	Annualised		
					3 Years	5 Years	Since Inception
IDR Growth Equity Syariah**	7.40%	-20.00%	-25.69%	-26.01%	-11.24%	N/A	-5.45%
Benchmark*	7.89%	-16.34%	-22.88%	-22.55%	-7.36%	N/A	-1.95%

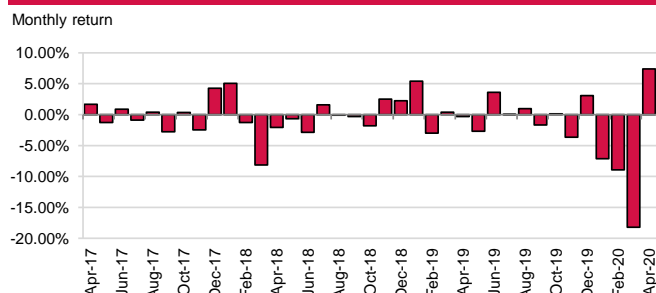
*Current benchmark is effective since inception

**Fund Performance (Net Asset Value) calculation is already included cost related to transaction, management fee and administrative fee

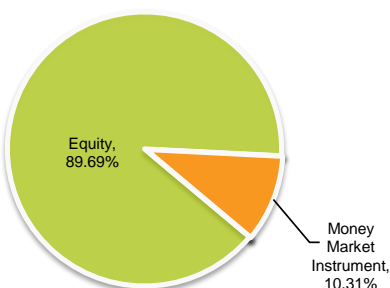
LAST 3 YEARS CUMULATIVE RETURN



LAST 3 YEARS MONTHLY RETURN



ASSET ALLOCATION



SECTOR ALLOCATION

Communication Services	18.94%
Consumer Discretionary	5.86%
Consumer Staples	32.11%
Energy	6.53%
Financials	1.84%
Health Care	4.69%
Industrials	1.62%
Materials	11.74%
Real Estate	5.13%
Utilities	1.22%
TD + Cash	10.31%

TOP HOLDINGS

PT Astra Internasional Tbk	18.94%
PT Bank Danamon Syariah Tbk	5.86%
PT Chandra Asri Petrochemical Tbk	32.11%
PT Indofood CBP Sukses Makmur Tbk	6.53%
PT Indofood Sukses Makmur Tbk	1.84%
PT Industri Jamu dan Farmasi Sido Muncul Tbk	4.69%
PT Telekomunikasi Indonesia Tbk	1.62%
PT Unilever Indonesia Tbk	11.74%
PT United Tractors Tbk	5.13%
PT XL Axiata Tbk	1.22%
	10.31%

FUND MANAGER COMMENTARY

In April 2020, IDR Growth Equity Syariah Fund booked performance of 7.40% mom, in line with the benchmark performance. By sector inside ISSI, Materials was the largest positive contributor (5.3% mom), while Real Estate was the largest negative contributor (-1.7% mom). Global market and domestic market continued the rebound from the end of March, driven by various stimulus by government and central banks all around the world. In the other hand, oil price also bottomed out in the later part of the month. Going forward, Indonesia equity market will continue to depend on the development of global and domestic Coronavirus event, including number of cases, potential treatment and vaccines, and policy reaction including healthcare policy, stimulus, and plan for reopening.

DISCLAIMER: IDR Growth Equity Syariah Fund is an Sharia investment-linked fund offered by PT. AIA FINANCIAL. This document is prepared by PT. AIA FINANCIAL and solely for informational use only. This document is not an offer for sale nor a solicitation of an offer to purchase. Investment in Sharia unit-link product contains risks including but not limited to political risk, risk on changes in government decree or other government regulations, risk on distribution on income / margin / fee, liquidity risk, credit risk, equity risk and exchange rate risk. The performances of the funds are not guaranteed; the unit price and the investment result may increase or decrease. Past performances do not constitute a guarantee for future performance.