



## FUND FACT SHEET

# IDR CHINA INDIA INDONESIA EQUITY FUND

PT. AIA FINANCIAL registered and supervised by the Financial Services Authority

30 April 2020

### INVESTMENT MANAGER

Established in 15 July 1996, PT. AIA FINANCIAL (AIA) is one of the leading life insurance companies in Indonesia that registered and supervised by the Indonesian Financial Services Authority. AIA in Indonesia is a subsidiary of the AIA Group. With experienced personnel, AIA's Investment team manages the investments of all existing funds in accordance with its investment objectives and risk profile. AIA's Investment team has the proficiency to identify economic conditions and investment movements to generate competitive investment returns through a variety of financial instruments such as money market, bonds, shares and/or mutual funds.

### INVESTMENT OBJECTIVE

The Portfolio is an investment option that provides investor with long-term capital appreciation with high risk tolerance.

### TARGET ALLOCATION

0% - 20% : Money Market Instruments  
8 - 100% : Equity instruments in Indonesia Stock Exchange incl. ETF  
0% - 25% : Equity instruments in Hongkong Stock Exchange incl. ETF  
0% - 25% : Equity instruments in National Stock Exc. of India incl. ETF

### FUND INFORMATION

Launch Date	: 06 January 2011	Fund Size (million)	: IDR 4,916,473.55
Launch Price	: IDR 1,000.00	Fund Management Fee	: 2.00% per annum
Unit Price (NAV)	: IDR 1,494.46	Pricing Frequency	: Daily
Risk Level	: High	Benchmark	: 70% MSCI Indonesia Index 15% MSCI China + 15% MSCI India Index

### FUND PERFORMANCE

Fund	Fund Performance						
	1 Month	3 Months	YTD	1 Year	Annualised		
					3 Years	5 Years	Since Inception
IDR China-India-Indonesia Equity**	0.71%	-16.91%	-20.85%	-21.45%	-3.79%	-0.83%	4.41%
Benchmark*	1.86%	-17.94%	-21.64%	-22.24%	-3.83%	-0.56%	3.18%

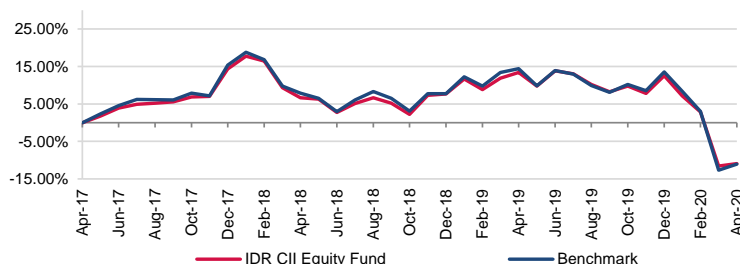
\*Current benchmark is effective since 1 Jan 2018

Since inception to 31 Dec 2017: 80% MSCI Indonesia Index + 10% MSCI China + 10% MSCI India Index

\*\*Fund Performance (Net Asset Value) calculation is already included cost related to transaction, management fee and administrative fee

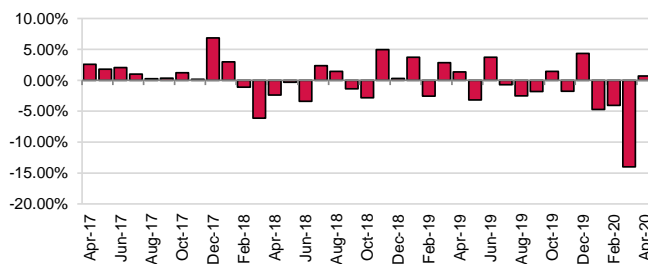
### LAST 3 YEARS CUMULATIVE RETURN

Cummulative return

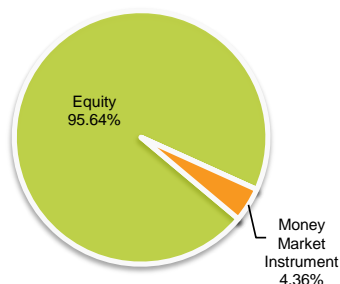


### LAST 3 YEARS MONTHLY RETURN

Monthly return



### ASSET ALLOCATION



### SECTOR ALLOCATION

Communication Services	15.21%
Consumer Discretionary	10.31%
Consumer Staples	12.79%
Energy	5.71%
Financials	38.81%
Health Care	3.12%
Industrials	1.21%
Information Technology	2.43%
Materials	4.05%
Real Estate	1.49%
Utilities	0.52%
TD + Cash	4.36%

### TOP HOLDINGS

Alibaba Group Holding	15.21%
Housing Development Finance	10.31%
PT Astra International Tbk	12.79%
PT Bank Mandiri Tbk	5.71%
PT Bank Central Asia Tbk	38.81%
PT Bank Rakyat Indonesia Tbk	3.12%
PT Telekomunikasi Indonesia Tbk	1.21%
PT Unilever Indonesia Tbk	2.43%
Reliance Industries Ltd	4.05%
Tencent Holdings Ltd	1.49%

### FUND MANAGER COMMENTARY

In April 2020, IDR CII Equity Fund booked performance of 0.71% mom, below the MXID performance of 2.4%, MXCN performance of 6.3%, MXIN performance of 15.3%. Global market and domestic market continued the rebound from the end of March, driven by various stimulus by government and central banks all around the world. In the other hand, oil price also bottomed out in the later part of the month. Going forward, China, India, and Indonesia equities will continue to depend on economic development, currency's stability, and global risks' dynamics.

**DISCLAIMER:** IDR China-India-Indonesia Equity Fund is an investment-linked fund offered by PT. AIA FINANCIAL. This document is prepared by PT. AIA FINANCIAL and solely for informational use only. This document is not an offer for sale nor a solicitation of an offer to purchase. Investment in unit-link product contains risks including but not limited to political risk, risk on changes in government decree or other government regulations, interest rate risk, liquidity risk, credit risk, equity risk and exchange rate risk. The performances of the funds are not guaranteed; the unit price and the investment result may increase or decrease. Past performances do not constitute a guarantee for future performance.