



FUND FACT SHEET

USD FIXED INCOME FUND

PT. AIA FINANCIAL registered and supervised by the Financial Services Authority

31 October 2019

INVESTMENT MANAGER

Established in 15 July 1996, PT. AIA FINANCIAL (AIA) is one of the leading life insurance companies in Indonesia that registered and supervised by the Indonesian Financial Services Authority. AIA in Indonesia is a subsidiary of the AIA Group. With experienced personnel, AIA's Investment team manages the investments of all existing funds in accordance with its investment objectives and risk profile. AIA's Investment team has the proficiency to identify economic conditions and investment movements to generate competitive investment returns through a variety of financial instruments such as money market, bonds, shares and/or mutual funds.

INVESTMENT OBJECTIVE

The Portfolio shall be managed to provide investor an attractive investment return through strategic and selective investments in US dollar denominated fixed income instruments with moderate risk tolerance.

TARGET ALLOCATION

0% - 20% : Money Market Instruments
80% - 100% : Fixed Income Securities

FUND INFORMATION

Launch Date	: 7 November 2000	Fund Size (million)	: USD 77.19
Launch Price	: USD 1.00	Fund Management Fee	: 1.45% per annum
Unit Price (NAV)	: USD 2.98	Pricing Frequency	: Daily
Risk Level	: Moderate	Benchmark	: 90% BBG USD EM Indonesia Sov. Bond Index 10% 3-Month USD Avg Time Deposit (Net)
Fund Duration	: 7.93	Benchmark Duration	: 8.04

FUND PERFORMANCE

Fund	Fund Performance						
	1 Month	3 Months	YTD	1 Year	Annualised		
					3 Years	5 Years	Since Inception
USD Fixed Income**	0.08%	2.47%	13.98%	16.45%	3.92%	3.46%	5.93%
Benchmark*	0.22%	2.39%	13.54%	16.78%	5.29%	2.84%	0.81%

*Current benchmark is effective from 1 Jan 2019

From 1 Dec 2018 to 31 Dec 2018: 90% BBG USD EM Indonesia Sov. Bond Indonesia + 10% Deposit Rate Avg 1M USD (Net of 20% WHT)

From 1 Dec 2016 to 31 Dec 2017: 90% BBG USD EM Indonesia Sov. Bond Indonesia + 10% Deposit Rate Avg 3M USD (Net of 20% WHT)

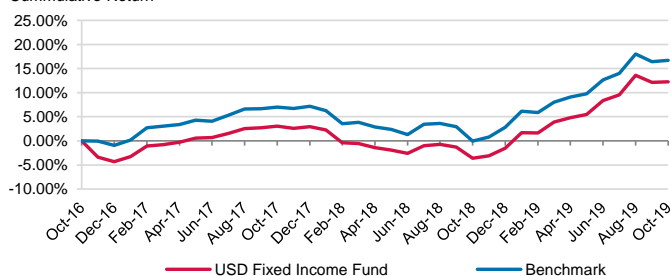
From 1 Mar 2013 to 30 Nov 2016: Indonesia Deposit Rate Avg 3M USD (Net of 20% WHT)

Since inception to 28 Feb 2013: Indonesia Deposit Rate Avg 1M USD (Net of 20.0% WHT)

**Fund Performance (Net Asset Value) calculation is already included cost related to transaction, management fee and administrative fee

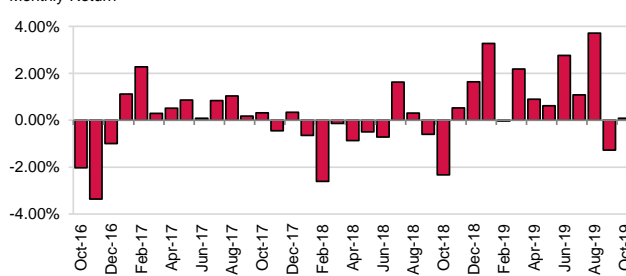
LAST 3 YEARS CUMULATIVE RETURN

Cumulative Return

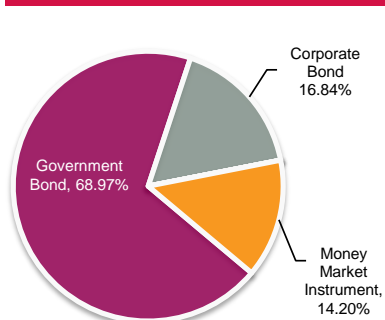


LAST 3 YEARS MONTHLY RETURN

Monthly Return



ASSET ALLOCATION



SECTOR ALLOCATION

Government Bond	68.97%
Energy	1.46%
Financials	6.24%
Materials	3.48%
Utilities	5.66%
Bond < 1 Year	6.94%
TD + Cash	7.26%

TOP HOLDINGS

INDON 2024
INDON 2043
INDON 2044
INDON 2045
Majapahit Holding BV 2020 Bond

FUND MANAGER COMMENTARY

Despite US Treasury yields increased slightly in October, Indonesia sovereign bonds traded resiliently as investors still preferred Indonesia bonds compared to peers. The USD Fixed Income Fund recorded a slight positive performance of +0.08% in October 2019. Dovish Fed policy, stable energy prices, mini trade deal between China and US has stalled another tariff hike in October and the fading of hard Brexit scenario have the making of an improved outlook for emerging market bonds in October and month to come.

DISCLAIMER: USD Fixed Income Fund is an investment-linked fund offered by PT. AIA FINANCIAL. This document is prepared by PT. AIA FINANCIAL and solely for informational use only. This document is not an offer for sale nor a solicitation of an offer to purchase. Investment in unit-link product contains risks including but not limited to political risk, risk on changes in government decree or other government regulations, interest rate risk, liquidity risk, credit risk, equity risk and exchange rate risk. The performances of the funds are not guaranteed; the unit price and the investment result may increase or decrease. Past performances do not constitute a guarantee for future performance.



FUND FACT SHEET

IDR FIXED INCOME FUND

PT. AIA FINANCIAL registered and supervised by the Financial Services Authority

31 October 2019

INVESTMENT MANAGER

Established in 15 July 1996, PT. AIA FINANCIAL (AIA) is one of the leading life insurance companies in Indonesia that registered and supervised by the Indonesian Financial Services Authority. AIA in Indonesia is a subsidiary of the AIA Group. With experienced personnel, AIA's Investment team manages the investments of all existing funds in accordance with its investment objectives and risk profile. AIA's Investment team has the proficiency to identify economic conditions and investment movements to generate competitive investment returns through a variety of financial instruments such as money market, bonds, shares and/or mutual funds.

INVESTMENT OBJECTIVE

The Portfolio shall be managed to provide investor an attractive investment return through strategic and selective investments in IDR denominated fixed income instruments with moderate risk tolerance.

TARGET ALLOCATION

0% - 20% : Money Market Instruments
80% - 100% : IDR Fixed Income securities and/ or
IDR Fixed Income mutual fund(s)

FUND INFORMATION

Launch Date	: 7 November 2000	Fund Size (million)	: IDR 1,013,532.82
Launch Price	: IDR 1,000.00	Fund Management Fee	: 1.65% per annum
Unit Price (NAV)	: IDR 3,996.46	Pricing Frequency	: Daily
Risk Level	: Moderate	Benchmark	: 90% Bloomberg IDR Indonesia Sov. Bond Index 10% 3-Month IDR Avg Time Deposit (Net)
Fund Duration	: 6.51	Benchmark Duration	: 5.34

FUND PERFORMANCE

Fund	Fund Performance						
	1 Month	3 Months	YTD	1 Year	Annualised		
					3 Years	5 Years	Since Inception
IDR Fixed Income**	1.99%	3.01%	10.95%	14.78%	5.66%	6.44%	7.57%
Benchmark *	1.81%	2.91%	10.98%	15.14%	6.28%	7.04%	10.06%

*Current benchmark is effective from 1 May 2016

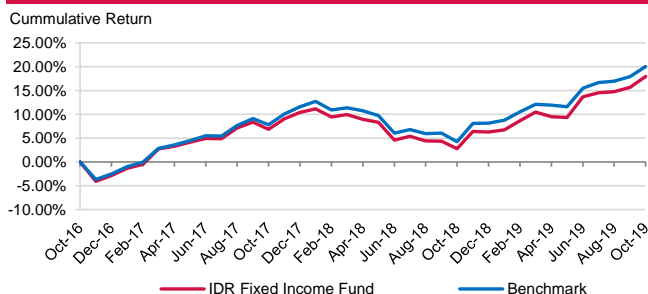
1 Mar 2013 to 30 Apr 2016: 90%HSBC Indonesia Local Currency Govt Bond (Net)+10% Indonesia Deposit Rate Avg 3 Month IDR (Net)

1 Jan 2001 to 28 Feb 2013: HSBC Indonesia Local Currency Govt Bond TR (Net)

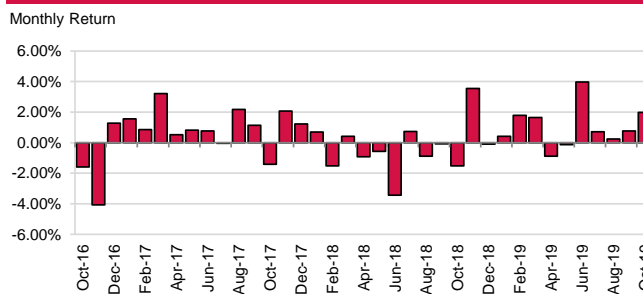
Since Inception to 31 Dec 2000: Indonesia SBI 1M Auction Avg yield (Net)

**Fund Performance (Net Asset Value) calculation is already included cost related to transaction, management fee and administrative fee

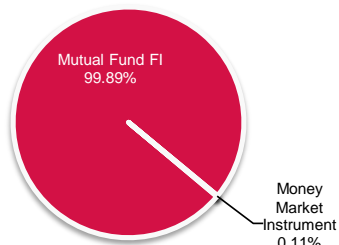
LAST 3 YEARS CUMULATIVE RETURN



LAST 3 YEARS MONTHLY RETURN



ASSET ALLOCATION



SECTOR ALLOCATION

MF Fixed Income	99.89%
TD + Cash	0.11%

TOP HOLDINGS

Government Bond FR0056
Government Bond FR0070
Government Bond FR0072
Government Bond FR0078
Government Bond FR0079

FUND MANAGER COMMENTARY

Indonesia local government bond market made a positive return in October 2019 with Bloomberg Indonesia Local Sovereign Index (BINDO) went up 2.12% on monthly basis. The IDR Fixed Income Fund performance reported +1.99% return in the same month. Bank Indonesia continued accommodative monetary policy in October by cutting reference rate 25 bps to 5.00%, the fourth consecutive cuts, while inflation went down by 26 bps from previous month to 3.13% YoY in October 2019. On global side, as anticipated, the Fed announced cutting its benchmark interest rate by 25 bps to the range of 1.5% - 1.75% at the latest FOMC meeting in October. This was the third rate cut by the Fed thus far this year but indicated that the moves to ease policy could be nearing a pause. Trade tension was also calmer as mini US-China trade deal has forestalled the US tariff increase in October 2019.

DISCLAIMER: IDR Fixed Income Fund is an investment-linked fund offered by PT. AIA FINANCIAL. This document is prepared by PT. AIA FINANCIAL and solely for informational use only. This document is not an offer for sale nor a solicitation of an offer to purchase. Investment in unit-link product contains risks including but not limited to political risk, risk on changes in government decree or other government regulations, interest rate risk, liquidity risk, credit risk, equity risk and exchange rate risk. The performances of the funds are not guaranteed; the unit price and the investment result may increase or decrease. Past performances do not constitute a guarantee for future performance



FUND FACT SHEET

IDR EQUITY FUND

PT. AIA FINANCIAL registered and supervised by the Financial Services Authority

31 October 2019

INVESTMENT MANAGER

Established in 15 July 1996, PT. AIA FINANCIAL (AIA) is one of the leading life insurance companies in Indonesia that registered and supervised by the Indonesian Financial Services Authority. AIA in Indonesia is a subsidiary of the AIA Group. With experienced personnel, AIA's Investment team manages the investments of all existing funds in accordance with its investment objectives and risk profile. AIA's Investment team has the proficiency to identify economic conditions and investment movements to generate competitive investment returns through a variety of financial instruments such as money market, bonds, shares and/or mutual funds.

INVESTMENT OBJECTIVE

The Portfolio is an investment option that provides investor with aggressive growth that aims to give superior long-term investment return with high risk tolerance.

TARGET ALLOCATION

0% - 20% : Money Market Instruments
80% - 100% : Equities listed in IDX and/ or Equity mutual funds

FUND INFORMATION

Launch Date	: 7 November 2000	Fund Size (million)	: IDR 16,543,768.39
Launch Price	: IDR 1,000.00	Fund Management Fee	: 2.10% per annum
Unit Price (NAV)	: IDR 15,121.65	Pricing Frequency	: Daily
Risk Level	: High	Benchmark	: 98% Jakarta Composite Index 2% 3-Month IDR Avg Time Deposit (Net)

FUND PERFORMANCE

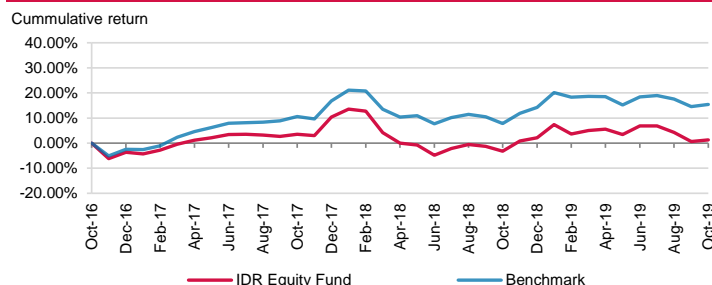
Fund	Fund Performance						
	1 Month	3 Months	YTD	1 Year	Annualised		
					3 Years	5 Years	Since Inception
IDR Equity**	0.66%	-5.22%	-0.78%	4.65%	0.43%	1.47%	15.39%
Benchmark *	0.84%	-2.90%	1.08%	7.06%	4.91%	4.18%	15.83%

*Current benchmark is effective from 1 April 2014

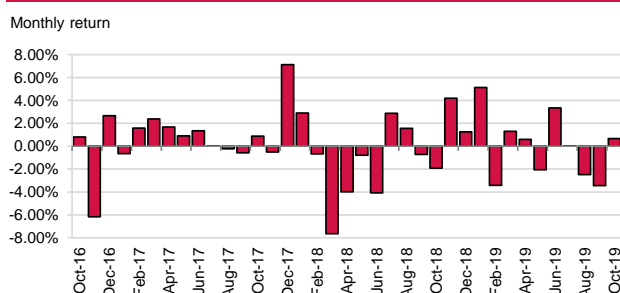
Since inception to 31 Mar 2014: Jakarta Composite Index (Total Return)

**Fund Performance (Net Asset Value) calculation is already included cost related to transaction, management fee and administrative fee

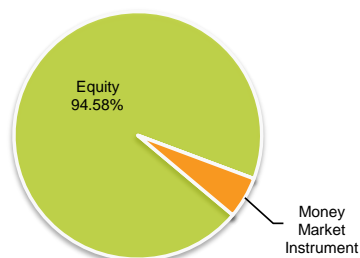
LAST 3 YEARS CUMULATIVE RETURN



LAST 3 YEARS MONTHLY RETURN



ASSET ALLOCATION



SECTOR ALLOCATION

Communication Services	11.60%
Consumer Discretionary	7.32%
Consumer Staples	17.70%
Energy	4.18%
Financials	38.01%
Health Care	2.77%
Industrials	1.81%
Materials	6.31%
Others	0.14%
Real Estate	3.46%
Utilities	1.27%
MF Money Market	2.40%
TD + Cash	3.02%

TOP HOLDINGS

PT Astra International Tbk	11.60%
PT Bank Central Asia Tbk	7.32%
PT Bank Mandiri Tbk	17.70%
PT Bank Negara Indonesia Tbk	4.18%
PT Bank Rakyat Indonesia Tbk	38.01%
PT Charoen Pokphand Indonesia Tbk	2.77%
PT HM Sampoerna Tbk SHS	1.81%
PT Telekomunikasi Indonesia Tbk	6.31%
PT Unilever Indonesia Tbk	0.14%
PT United Tractors Tbk	3.46%

FUND MANAGER COMMENTARY

In October 2019, IDR Equity Fund booked performance of +0.66% mom, in line with JCI performance of 1%. By sector inside JCI, Financials was the largest positive contributor (0.9% mom), while Consumer Staples was the largest negative contributor (-0.4% mom). Global market rallied in last month driven by further optimism in US-China trade deal progress as well as expectation and realization of Fed rate cut, albeit with a hint of pause on the cut for this year. Domestic equity market followed the rally until being corrected on the last week of the month amid soft 3Q earning announcement. BI cut another 25bps in October. Going forward, Indonesia Equity market will continue to depend on domestic economy development, USD/IDR currency movement and global risks' dynamics.

DISCLAIMER: IDR Equity Fund is an investment-linked fund offered by PT. AIA FINANCIAL. This document is prepared by PT. AIA FINANCIAL and solely for informational use only. This document is not an offer for sale nor a solicitation of an offer to purchase. Investment in unit-link product contains risks including but not limited to political risk, risk on changes in government decree or other government regulations, interest rate risk, liquidity risk, credit risk, equity risk and exchange rate risk. The performances of the funds are not guaranteed; the unit price and the investment result may increase or decrease. Past performances do not constitute a guarantee for future performance.



FUND FACT SHEET

IDR MONEY MARKET FUND

PT. AIA FINANCIAL registered and supervised by the Financial Services Authority

31 October 2019

INVESTMENT MANAGER

Established in 15 July 1996, PT. AIA FINANCIAL (AIA) is one of the leading life insurance companies in Indonesia that registered and supervised by the Indonesian Financial Services Authority. AIA in Indonesia is a subsidiary of the AIA Group. With experienced personnel, AIA's Investment team manages the investments of all existing funds in accordance with its investment objectives and risk profile. AIA's Investment team has the proficiency to identify economic conditions and investment movements to generate competitive investment returns through a variety of financial instruments such as money market, bonds, shares and/or mutual funds.

INVESTMENT OBJECTIVE

The Portfolio shall be managed to provide investor a stable and optimum growth rate with high degree of principal safety and low risk tolerance through investment in high quality IDR money market instruments in Indonesia.

TARGET ALLOCATION

100% : Money Market Instruments

FUND INFORMATION

Launch Date	: 5 May 2006	Fund Size (million)	: IDR 255,468.66
Launch Price	: IDR 1,000.00	Fund Management Fee	: 1.65% per annum
Unit Price (NAV)	: IDR 1,945.56	Pricing Frequency	: Daily
Risk Level	: Low	Benchmark	: 100% 3-Month IDR Avg Time Deposit (Net)

FUND PERFORMANCE

Fund	Fund Performance						
	1 Month	3 Months	YTD	1 Year	Annualised		
					3 Years	5 Years	Since Inception
IDR Money Market**	0.39%	1.16%	4.08%	4.92%	4.52%	4.86%	5.06%
Benchmark*	0.27%	0.82%	2.82%	3.41%	3.29%	3.62%	4.12%

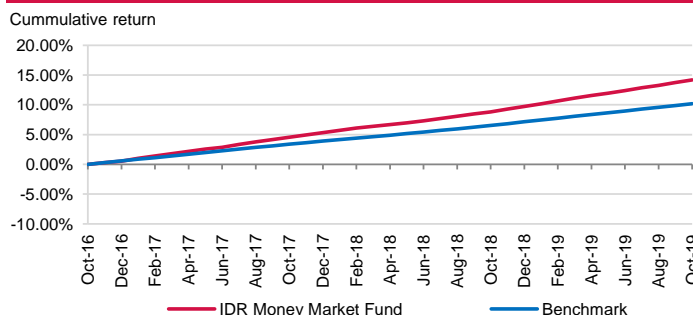
*Current benchmark is effective from 1 Dec 2010

1 Aug 2010 to 30 Nov 2010: Indonesia SBI 3M Auction Avg Yield (net)

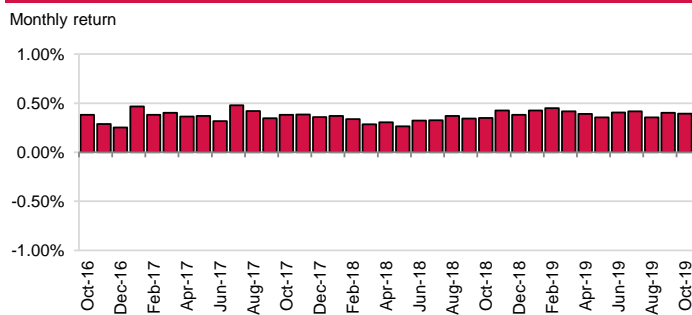
Since inception to 31 Jul 2010: Indonesia SBI 1M Auction Avg Yield (net)

**Fund Performance (Net Asset Value) calculation is already included cost related to transaction, management fee and administrative fee

LAST 3 YEARS CUMULATIVE RETURN



LAST 3 YEARS MONTHLY RETURN



ASSET ALLOCATION



SECTOR ALLOCATION

Bond < 1 Year	14.65%
MF Money Market	51.03%
TD + Cash	34.32%

TOP HOLDINGS

BNI-AM Dana Likuid MF
CIMB Principal Cash MF
Panin Dana Likuid MF
PT Bank Sumatera Utara
PT Bank Woori Saudara

FUND MANAGER COMMENTARY

Inflation in September 2019 recorded at 3.39% YoY (-0.27% MoM), compared to previous month of 3.49% YoY (0.12% MoM). A 2% drop in food prices was the main contributor, while admin prices remained stable. Meanwhile, Bank Indonesia lowered its 7-day reverse repo rate by 25bps to 5.00% in October, marking its fourth straight month of rate cuts. The lower rate aims to boost economic growth as inflation is still within manageable range. Banks have lowered their time deposit rate to 6.25%-7.50% per annum and the IDR Money Market Fund booked return of +0.39% in October 2019.

DISCLAIMER: IDR Money Market Fund is an investment-linked fund offered by PT. AIA FINANCIAL. This document is prepared by PT. AIA FINANCIAL and solely for informational use only. This document is not an offer for sale nor a solicitation of an offer to purchase. Investment in unit-link product contains risks including but not limited to political risk, risk on changes in government decree or other government regulations, interest rate risk, liquidity risk, credit risk, equity risk and exchange rate risk. The performances of the funds are not guaranteed; the unit price and the investment result may increase or decrease. Past performances do not constitute a guarantee for future performance.



FUND FACT SHEET

IDR DANA BERKAH FUND

PT. AIA FINANCIAL registered and supervised by the Financial Services Authority

31 October 2019

INVESTMENT MANAGER

Established in 15 July 1996, PT. AIA FINANCIAL (AIA) is one of the leading life insurance companies in Indonesia that registered and supervised by the Indonesian Financial Services Authority. AIA in Indonesia is a subsidiary of the AIA Group. With experienced personnel, AIA's Investment team manages the investments of all existing funds in accordance with its investment objectives and risk profile. AIA's Investment team has the proficiency to identify economic conditions and investment movements to generate competitive investment returns through a variety of financial instruments such as money market, bonds, shares and/or mutual funds.

INVESTMENT OBJECTIVE

The Portfolio shall be managed to provide investor a stable and optimum growth return through investment in selective IDR sharia principle Cash & Cash Equivalents in Indonesia with high degree of principal safety and low risk tolerance.

TARGET ALLOCATION

100% : Sharia money market instruments

FUND INFORMATION

Launch Date	: 5 May 2006	Fund Size (million)	: IDR 12,433.34
Launch Price	: IDR 1,000.00	Fund Management Fee	: 1.65% per annum
Unit Price (NAV)	: IDR 1,847.66	Pricing Frequency	: Daily
Risk Level	: Low	Benchmark	: 100% 3-Month IDR Avg Time Deposit (Net)

FUND PERFORMANCE

Fund	Fund Performance						
	1 Month	3 Months	YTD	1 Year	Annualised		
					3 Years	5 Years	Since Inception
IDR Dana Berkah**	0.35%	1.03%	3.78%	4.54%	4.22%	4.69%	4.66%
Benchmark*	0.27%	0.82%	2.82%	3.41%	3.29%	3.62%	4.05%

*Current benchmark is effective from 1 Dec 2010

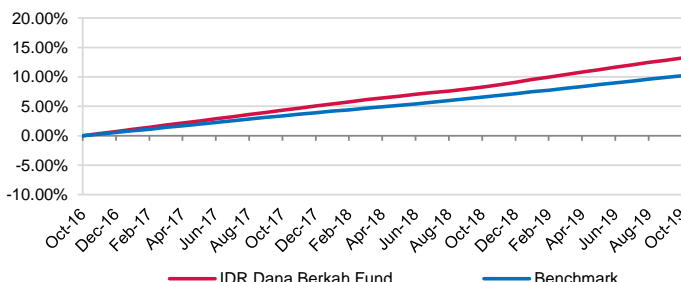
1 Aug 2010 to 30 Nov 2010: Indonesia SBI 3M Auction Avg Yield (net)

Since inception to 31 Jul 2010: Indonesia SBI 1M Auction Avg Yield (net)

**Fund Performance (Net Asset Value) calculation is already included cost related to transaction, management fee and administrative fee

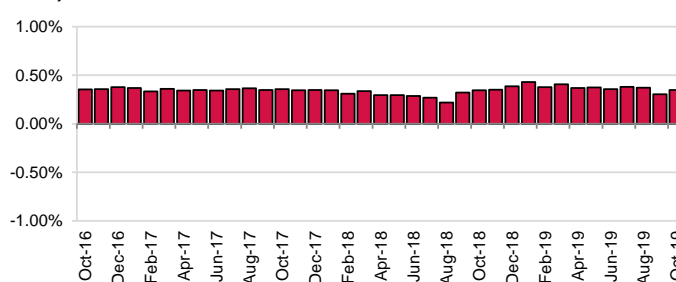
LAST 3 YEARS CUMULATIVE RETURN

Cumulative return



LAST 3 YEARS MONTHLY RETURN

Monthly return



ASSET ALLOCATION



SECTOR ALLOCATION

MF Money Market	18.81%
TD + Cash	81.19%

TOP HOLDINGS

Bahana Likuid Syariah MF
PT Bank Syariah Bukopin
PT Bank Mandiri Syariah
PT Bank Muamalat Indonesia
PT Bank Tabungan Negara Syariah

FUND MANAGER COMMENTARY

Inflation in September 2019 recorded at 3.39% YoY (-0.27% MoM), compared to previous month of 3.49% YoY (0.12% MoM). A 2% drop in food prices was the main contributor, while admin prices remained stable. Meanwhile, Bank Indonesia lowered its 7-day reverse repo rate by 25bps to 5.00% in October, marking its fourth straight month of rate cuts. The lower rate aims to boost economic growth as inflation is still within manageable range and the Sharia principle banks lowered their mudharabah return at the equivalent interest rate range of 6.25%-7.75% per annum and IDR Dana Berkah Fund booked return of +0.35% in October 2019.

DISCLAIMER: IDR Dana Berkah Fund is an Sharia investment-linked fund offered by PT. AIA FINANCIAL. This document is prepared by PT. AIA FINANCIAL and solely for informational use only. This document is not an offer for sale nor a solicitation of an offer to purchase. Investment in Sharia unit-link product contains risks including but not limited to political risk, risk on changes in government decree or other government regulations, risk on distribution on income / margin / fee, liquidity risk, credit risk, equity risk and exchange rate risk. The performances of the funds are not guaranteed; the unit price and the investment result may increase or decrease. Past performances do not constitute a guarantee for future performance.



FUND FACT SHEET

IDR BALANCED FUND

PT. AIA FINANCIAL registered and supervised by the Financial Services Authority

31 October 2019

INVESTMENT MANAGER

Established in 15 July 1996, PT. AIA FINANCIAL (AIA) is one of the leading life insurance companies in Indonesia that registered and supervised by the Indonesian Financial Services Authority. AIA in Indonesia is a subsidiary of the AIA Group. With experienced personnel, AIA's Investment team manages the investments of all existing funds in accordance with its investment objectives and risk profile. AIA's Investment team has the proficiency to identify economic conditions and investment movements to generate competitive investment returns through a variety of financial instruments such as money market, bonds, shares and/or mutual funds.

INVESTMENT OBJECTIVE

The Portfolio is an investment option that provides investor an optimum return with moderate to high risk tolerance through investments in IDR fixed income instruments and listed equity with diversified level of risk.

TARGET ALLOCATION

0% - 40% : Money Market Instruments
 30% - 80% : IDR Fixed Income securities and/ or Fixed Income Mutual Fund(s) incl. ETF
 30% - 80% : Equities listed in IDX and/ or Equity Mutual Fund(s) incl. ETF

FUND INFORMATION

Launch Date : 15 August 2008
 Launch Price : IDR 1,000.00
 Unit Price (NAV) : IDR 2,136.32
 Risk Level : Moderate to High

Fund Size (million) : IDR 223,454.90
 Fund Management Fee : 1.65% per annum
 Pricing Frequency : Daily
 Benchmark : 50% MSCI Indonesia
 50% Bloomberg Indonesia Local Sovereign Index

FUND PERFORMANCE

Fund	Fund Performance						
	1 Month	3 Months	YTD	1 Year	Annualised		
					3 Years	5 Years	Since Inception
IDR Balanced**	1.87%	-0.61%	6.77%	12.91%	4.15%	5.13%	7.01%
Benchmark*	1.75%	-0.53%	6.41%	12.20%	5.40%	5.72%	4.87%

*Current benchmark is effective from 1 Jan 2018

1 May 2016 to 31 Dec 2017: 50.0% Jakarta Composite Index (Total Return) + 50.0% Bloomberg Indonesia Local Sovereign Index

1 Jul 2015 to 30 Apr 2016: 50.0% Jakarta Composite Index (Total Return) + 50.0% Customized HSBC Indonesia Local Currency Govt Bond TR (Net)

1 Mar 2013 to 30 Jun 2015: 50.0% Jakarta Composite Index (Total Return) + 50.0% Indonesia Deposit Rate Avg 3M IDR (Net)

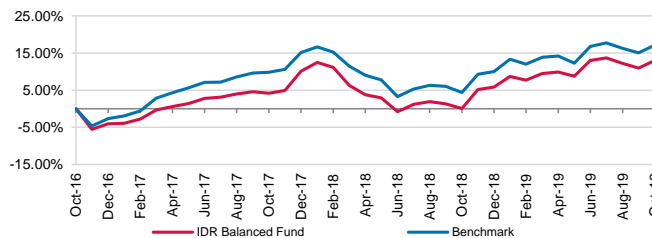
1 Mar 2011 to 28 Feb 2013: 5% Jakarta Composite Index (Total Return) + 95% Indonesia Deposit Rate Avg 3 Months (Net)

Since Inception to 28 Feb 2010: 60% Jakarta Composite Index (Total Index) + 40% Customized HSBC Indonesia Local Currency Govt Bond TR (Net)

**Fund Performance (Net Asset Value) calculation is already included cost related to transaction, management fee and administrative fee

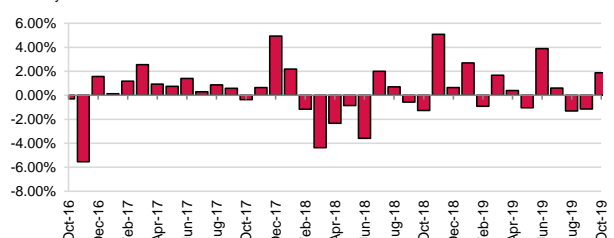
LAST 3 YEARS CUMULATIVE RETURN

Cumulative return

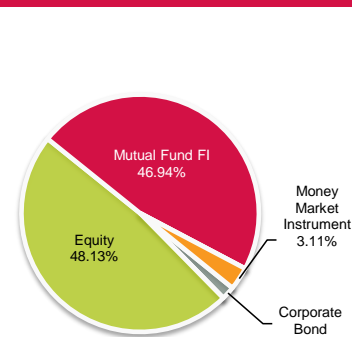


LAST 3 YEARS MONTHLY RETURN

Monthly return



ASSET ALLOCATION



SECTOR ALLOCATION

Communication Services	6.58%
Consumer Discretionary	4.41%
Consumer Staples	7.51%
Energy	1.52%
Financials	21.89%
Health Care	0.33%
Industrials	0.14%
Materials	2.62%
Others	1.18%
Real Estate	1.39%
Utilities	0.56%
Real Estate Bond	1.37%
Financials Bond	0.45%
MF Fixed Income	46.94%
Bond < 1 Year	0.45%
TD + Cash	2.66%

TOP HOLDINGS

Government Bond FR0042	6.58%
Government Bond FR0068	4.41%
Government Bond FR0077	7.51%
Government Bond FR0078	1.52%
Government Bond FR0079	21.89%
PT Astra International Tbk	0.33%
PT Bank Central Asia Tbk	0.14%
PT Bank Mandiri Tbk	2.62%
PT Bank Rakyat Indonesia Tbk	1.18%
PT Telekomunikasi Indonesia Tbk	1.39%
	0.56%
	1.37%
	0.45%
	0.45%
	2.66%

FUND MANAGER COMMENTARY

In October 2019, IDR Balanced Fund booked performance of +1.87%. Global market rallied in last month driven by further optimism in US-China trade deal progress as well as expectation and realization of Fed rate cut, albeit with a hint of pause on the cut for this year. Domestic equity market followed the rally until being corrected on the last week of the month amid soft 3Q earning announcement. Meanwhile, Bloomberg Indonesia Local Sovereign Index (BINDO) went up 2.12% on monthly basis. Bank Indonesia continued accommodative monetary policy in October by cutting reference rate 25 bps to 5.00%, four times cut in a row, while inflation went down by 26 bps from previous month to 3.13% YoY in October 2019. On global side, the Fed announced cutting its benchmark interest rate by 25 bps to the range of 1.5% - 1.75% at the latest FOMC meeting in October, a third rate cut thus far this year.

DISCLAIMER: IDR Balanced Fund is an investment-linked fund offered by PT. AIA FINANCIAL. This document is prepared by PT. AIA FINANCIAL and solely for informational use only. This document is not an offer for sale nor a solicitation of an offer to purchase. Investment in unit-link product contains risks including but not limited to political risk, risk on changes in government decree or other government regulations, interest rate risk, liquidity risk, credit risk, equity risk and exchange rate risk. The performances of the funds are not guaranteed; the unit price and the investment result may increase or decrease. Past performances do not constitute a guarantee for future performance.



FUND FACT SHEET

IDR CASH SYARIAH FUND

PT. AIA FINANCIAL registered and supervised by the Financial Services Authority

31 October 2019

INVESTMENT MANAGER

Established in 15 July 1996, PT. AIA FINANCIAL (AIA) is one of the leading life insurance companies in Indonesia that registered and supervised by the Indonesian Financial Services Authority. AIA in Indonesia is a subsidiary of the AIA Group. With experienced personnel, AIA's Investment team manages the investments of all existing funds in accordance with its investment objectives and risk profile. AIA's Investment team has the proficiency to identify economic conditions and investment movements to generate competitive investment returns through a variety of financial instruments such as money market, bonds, shares and/or mutual funds.

INVESTMENT OBJECTIVE

The Portfolio shall be managed to provide investor a stable and optimum growth return through investment in selective IDR sharia principle Cash & Cash Equivalents in Indonesia with high degree of principal safety and low risk tolerance.

TARGET ALLOCATION

100% : Sharia money market instruments

FUND INFORMATION

Launch Date	: 29 October 2009	Fund Size (million)	: IDR 15,893.62
Launch Price	: IDR 1,000.00	Fund Management Fee	: 1.65% per annum
Unit Price (NAV)	: IDR 1,521.50	Pricing Frequency	: Daily
Risk Level	: Low	Benchmark	: 100% 3-Month IDR Avg Time Deposit (Net)

FUND PERFORMANCE

Fund	Fund Performance						
	1 Month	3 Months	YTD	1 Year	Annualised		
					3 Years	5 Years	Since Inception
IDR Cash Syariah**	0.36%	1.00%	3.80%	4.56%	4.26%	4.55%	4.28%
Benchmark*	0.27%	0.82%	2.82%	3.41%	3.29%	3.62%	3.49%

*Current benchmark is effective from 1 Dec 2010

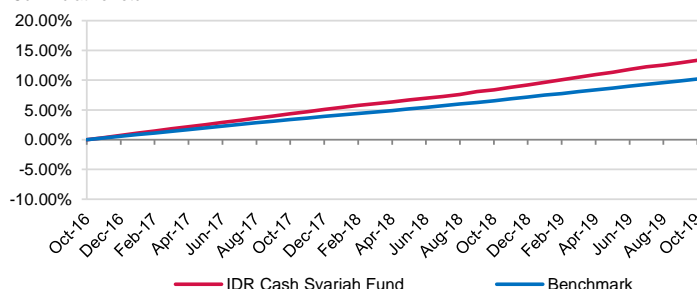
1 Aug 2010 to 30 Nov 2010: Indonesia SBI 3M Auction Avg Yield (net)

Since inception to 31 Jul 2010: Indonesia SBI 1M Auction Avg Yield (net)

**Fund Performance (Net Asset Value) calculation is already included cost related to transaction, management fee and administrative fee

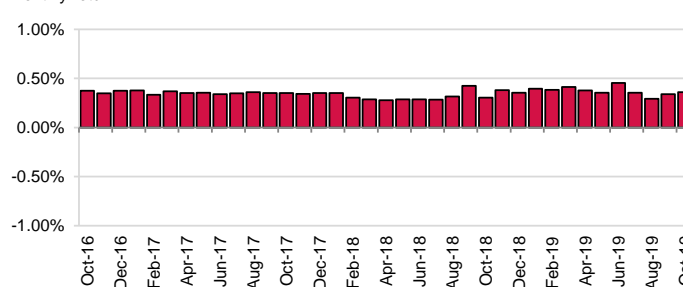
LAST 3 YEARS CUMULATIVE RETURN

Cummulative return



LAST 3 YEARS MONTHLY RETURN

Monthly return



ASSET ALLOCATION



SECTOR ALLOCATION

MF Money Market	7.07%
TD + Cash	92.93%

TOP HOLDINGS

PT Bank BNI Syariah
PT Bank Muamalat Indonesia
PT Bank Panin Syariah Tbk
PT Bank Syariah Bukopin
PT Bank Tabungan Negara Syariah

FUND MANAGER COMMENTARY

Inflation in September 2019 recorded at 3.39% YoY (-0.27% MoM), compared to previous month of 3.49% YoY (0.12% MoM). A 2% drop in food prices was the main contributor, while admin prices remained stable. Meanwhile, Bank Indonesia lowered its 7-day reverse repo rate by 25bps to 5.00% in October, marking its fourth straight month of rate cuts. The lower rate aims to boost economic growth as inflation is still within manageable range and the Sharia principle banks lowered their mudharabah return at the equivalent interest rate range of 6.25%-7.75% per annum and IDR Cash Syariah Fund booked return of +0.36% in October 2019.

DISCLAIMER: IDR Cash Syariah Fund is an Sharia investment-linked fund offered by PT. AIA FINANCIAL. This document is prepared by PT. AIA FINANCIAL and solely for informational use only. This document is not an offer for sale nor a solicitation of an offer to purchase. Investment in Sharia unit-link product contains risks including but not limited to political risk, risk on changes in government decree or other government regulations, risk on distribution on income / margin / fee, liquidity risk, credit risk, equity risk and exchange rate risk. The performances of the funds are not guaranteed; the unit price and the investment result may increase or decrease. Past performances do not constitute a guarantee for future performance.



FUND FACT SHEET

IDR EQUITY SYARIAH FUND

PT. AIA FINANCIAL registered and supervised by the Financial Services Authority

31 October 2019

INVESTMENT MANAGER

Established in 15 July 1996, PT. AIA FINANCIAL (AIA) is one of the leading life insurance companies in Indonesia that registered and supervised by the Indonesian Financial Services Authority. AIA in Indonesia is a subsidiary of the AIA Group. With experienced personnel, AIA's Investment team manages the investments of all existing funds in accordance with its investment objectives and risk profile. AIA's Investment team has the proficiency to identify economic conditions and investment movements to generate competitive investment returns through a variety of financial instruments such as money market, bonds, shares and/or mutual funds.

INVESTMENT OBJECTIVE

The Portfolio is a sharia investment option that provides investor with aggressive growth that aims to give superior long-term investment return with high risk tolerance.

TARGET ALLOCATION

0% - 20% : Sharia money market instrument
80% - 100% : Equities listed in Sharia Securities List and/ or Sharia mutual funds incl. ETF

FUND INFORMATION

Launch Date	: 25 June 2010	Fund Size (million)	: IDR 4,400,223.64
Launch Price	: IDR 1,000.00	Fund Management Fee	: 2.10% per annum
Unit Price (NAV)	: IDR 1,133.10	Pricing Frequency	: Daily
Risk Level	: High	Benchmark	: 98% Jakarta Islamic Index 2% 3-Month IDR Avg Time Deposit (Net)

FUND PERFORMANCE

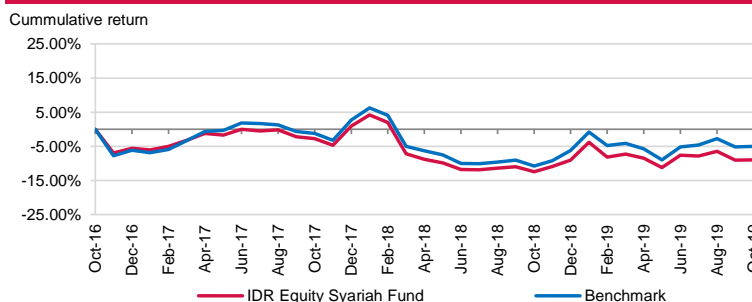
Fund	Fund Performance						
	1 Month	3 Months	YTD	1 Year	Annualised		
					3 Years	5 Years	Since Inception
IDR Equity Syariah**	0.13%	-1.19%	0.10%	3.99%	-3.08%	-0.92%	1.35%
Benchmark*	0.16%	-0.42%	1.32%	6.46%	-1.70%	1.05%	4.78%

*Current benchmark is effective from 1 Apr 2014

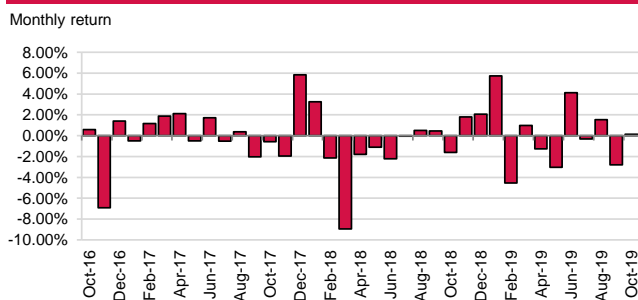
Since inception to 31 Mar 2014: Jakarta Islamic Index (Total Return)

**Fund Performance (Net Asset Value) calculation is already included cost related to transaction, management fee and administrative fee

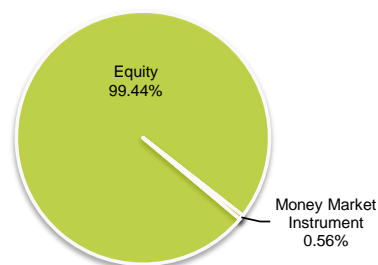
LAST 3 YEARS CUMULATIVE RETURN



LAST 3 YEARS MONTHLY RETURN



ASSET ALLOCATION



SECTOR ALLOCATION

Communication Services	21.80%
Consumer Discretionary	14.03%
Consumer Staples	32.54%
Energy	7.77%
Financials	1.40%
Health Care	3.79%
Industrials	3.62%
Materials	10.52%
Real Estate	3.75%
Utilities	0.20%
TD + Cash	0.56%

TOP HOLDINGS

PT Astra International Tbk	14.03%
PT Charoen Pokphand Indonesia Tbk	32.54%
PT Indocement Tunggul Prakasa Tbk	7.77%
PT Indofood CBP Sukses Makmur Tbk	1.40%
PT Indofood Sukses Makmur Tbk	3.79%
PT Kalbe Farma Tbk	3.62%
PT Semen Indonesia Persero Tbk	10.52%
PT Telekomunikasi Indonesia Tbk	3.75%
PT Unilever Indonesia Tbk	0.20%
PT United Tractors Tbk	0.56%

FUND MANAGER COMMENTARY

In October 2019, IDR Equity Syariah Fund booked performance of +0.13% mom, in line with JII performance of 0.1%. By sector inside JII, Consumer Discretionary was the largest positive contributor (0.8% mom), while Communication Services was the largest negative contributor (-0.8% mom). Global market rallied in last month driven by further optimism in US-China trade deal progress as well as expectation and realization of Fed rate cut, albeit with a hint of pause on the cut for this year. Domestic equity market followed the rally until being corrected on the last week of the month amid soft 3Q earning announcement. BI cut another 25bps in October. Going forward, Indonesia Equity market will continue to depend on domestic economy development, USD/IDR currency movement and global risks' dynamics.

DISCLAIMER: IDR Equity Syariah Fund is an Sharia investment-linked fund offered by PT. AIA FINANCIAL. This document is prepared by PT. AIA FINANCIAL and solely for informational use only. This document is not an offer for sale nor a solicitation of an offer to purchase. Investment in Sharia unit-link product contains risks including but not limited to political risk, risk on changes in government decree or other government regulations, risk on distribution on income / margin / fee, liquidity risk, credit risk, equity risk and exchange rate risk. The performances of the funds are not guaranteed; the unit price and the investment result may increase or decrease. Past performances do not constitute a guarantee for future performance.



FUND FACT SHEET

IDR BALANCED SYARIAH FUND

PT. AIA FINANCIAL registered and supervised by the Financial Services Authority

31 October 2019

INVESTMENT MANAGER

Established in 15 July 1996, PT. AIA FINANCIAL (AIA) is one of the leading life insurance companies in Indonesia that registered and supervised by the Indonesian Financial Services Authority. AIA in Indonesia is a subsidiary of the AIA Group. With experienced personnel, AIA's Investment team manages the investments of all existing funds in accordance with its investment objectives and risk profile. AIA's Investment team has the proficiency to identify economic conditions and investment movements to generate competitive investment returns through a variety of financial instruments such as money market, bonds, shares and/or mutual funds.

INVESTMENT OBJECTIVE

The Portfolio is a sharia investment option that provides investor an optimum return with moderate to high risk tolerance through investments in IDR fixed income instruments and listed equity with diversified level of risk.

TARGET ALLOCATION

0% - 40% : Sharia Money Market Instruments
30% - 80% : IDR Sharia Fixed Income securities and/ or Sharia Fixed Income Mutual Fund(s) incl. ETF
30% - 80% : Equities listed in Sharia Securities List and/ or Sharia Mutual Fund(s) incl. ETF

FUND INFORMATION

Launch Date	: 25 June 2010	Fund Size (million)	: IDR 1,714,450.10
Launch Price	: IDR 1,000.00	Fund Management Fee	: 1.85% per annum
Unit Price (NAV)	: IDR 1,614.68	Pricing Frequency	: Daily
Risk Level	: Moderate to High	Benchmark	: 50% Jakarta Islamic Index 50% 3-Month IDR Avg Time Deposit (Net)

FUND PERFORMANCE

Fund	Fund Performance						
	1 Month	3 Months	YTD	1 Year	Annualised		
					3 Years	5 Years	Since Inception
IDR Balanced Syariah**	1.16%	0.56%	6.00%	10.23%	1.50%	4.33%	5.26%
Benchmark*	0.22%	0.20%	2.20%	5.12%	0.89%	2.52%	4.93%

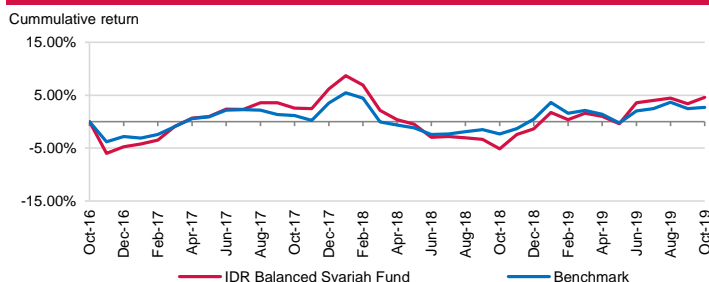
*Current benchmark is effective from 1 Mar 2013

10 Dec 2010 to 28 Feb 2013: 50% Jakarta Islamic Index (Total Return) + 50% SBI Syariah (net)

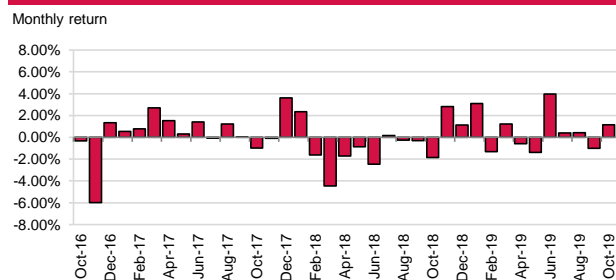
Since inception to 9 Dec 2010: 100% Jakarta Islamic Index (Total Return)

**Fund Performance (Net Asset Value) calculation is already included cost related to transaction, management fee and administrative fee

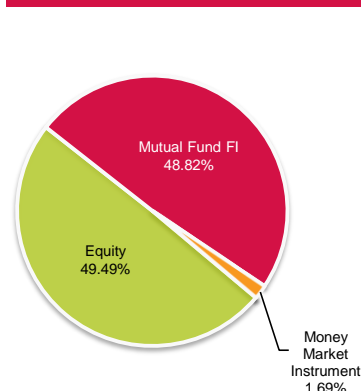
LAST 3 YEARS CUMULATIVE RETURN



LAST 3 YEARS MONTHLY RETURN



ASSET ALLOCATION



SECTOR ALLOCATION

Communication Services	11.09%
Consumer Discretionary	6.69%
Consumer Staples	16.50%
Energy	3.73%
Financials	1.07%
Health Care	1.20%
Industrials	1.32%
Materials	5.61%
Real Estate	2.25%
Utilities	0.04%
MF Fixed Income	48.82%
Bond < 1 Year	1.36%
TD + Cash	0.33%

TOP HOLDINGS

PT Astra International Tbk
PT Indofood CBP Sukses Makmur Tbk
PT Telekomunikasi Indonesia Tbk
PT Unilever Indonesia Tbk
SBSN SERI IFR0006
SBSN SERI IFR0010
SBSN Seri PBS011
SBSN Seri PBS012
SBSN Seri PBS021
SBSN Seri PBS022

FUND MANAGER COMMENTARY

In October 2019, IDR Balanced Syariah Fund booked performance of +1.16%. Global market rallied in last month driven by further optimism in US-China trade deal progress as well as expectation and realization of Fed rate cut, albeit with a hint of pause on the cut for this year. Domestic equity market followed the rally until being corrected on the last week of the month amid soft 3Q earning announcement. Meanwhile, Bloomberg Indonesia Local Sovereign Index (BINDO) went up 2.12% on monthly basis. Bank Indonesia continued accommodative monetary policy in October by cutting reference rate 25 bps to 5.00%, four times cut in a row, while inflation went down by 26 bps from previous month to 3.13% YoY in October 2019. On global side, the Fed announced cutting its benchmark interest rate by 25 bps to the range of 1.5% - 1.75% at the latest FOMC meeting in October, a third rate cut thus far this year.

DISCLAIMER: IDR Balanced Syariah Fund is an Sharia investment-linked fund offered by PT. AIA FINANCIAL. This document is prepared by PT. AIA FINANCIAL and solely for informational use only. This document is not an offer for sale nor a solicitation of an offer to purchase. Investment in Sharia unit-link product contains risks including but not limited to political risk, risk on changes in government decree or other government regulations, risk on distribution on income / margin / fee, liquidity risk, credit risk, equity risk and exchange rate risk. The performances of the funds are not guaranteed; the unit price and the investment result may increase or decrease. Past performances do not constitute a guarantee for future performance.



FUND FACT SHEET

IDR CHINA INDIA INDONESIA EQUITY FUND

PT. AIA FINANCIAL registered and supervised by the Financial Services Authority

31 October 2019

INVESTMENT MANAGER

Established in 15 July 1996, PT. AIA FINANCIAL (AIA) is one of the leading life insurance companies in Indonesia that registered and supervised by the Indonesian Financial Services Authority. AIA in Indonesia is a subsidiary of the AIA Group. With experienced personnel, AIA's Investment team manages the investments of all existing funds in accordance with its investment objectives and risk profile. AIA's Investment team has the proficiency to identify economic conditions and investment movements to generate competitive investment returns through a variety of financial instruments such as money market, bonds, shares and/or mutual funds.

INVESTMENT OBJECTIVE

The Portfolio is an investment option that provides investor with long-term capital appreciation with high risk tolerance.

TARGET ALLOCATION

0% - 20% : Money Market Instruments
8 - 100% : Equity instruments in Indonesia Stock Exchange incl. ETF
0% - 25% : Equity instruments in Hongkong Stock Exchange incl. ETF
0% - 25% : Equity instruments in National Stock Exc. of India incl. ETF

FUND INFORMATION

Launch Date	: 06 January 2011	Fund Size (million)	: IDR 5,943,989.15
Launch Price	: IDR 1,000.00	Fund Management Fee	: 2.00% per annum
Unit Price (NAV)	: IDR 1,841.98	Pricing Frequency	: Daily
Risk Level	: High	Benchmark	: 70% MSCI Indonesia Index 15% MSCI China + 15% MSCI India Index

FUND PERFORMANCE

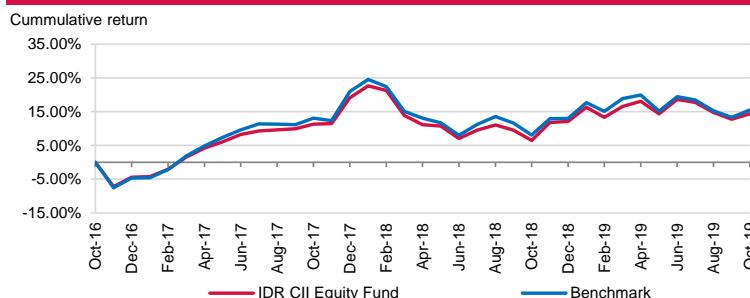
Fund	Fund Performance						
	1 Month	3 Months	YTD	1 Year	Annualised		
					3 Years	5 Years	Since Inception
IDR China-India-Indonesia Equity**	1.44%	-2.91%	1.99%	7.41%	4.57%	3.56%	7.17%
Benchmark*	1.91%	-2.47%	2.25%	6.87%	4.93%	4.24%	5.90%

*Current benchmark is effective since 1 Jan 2018

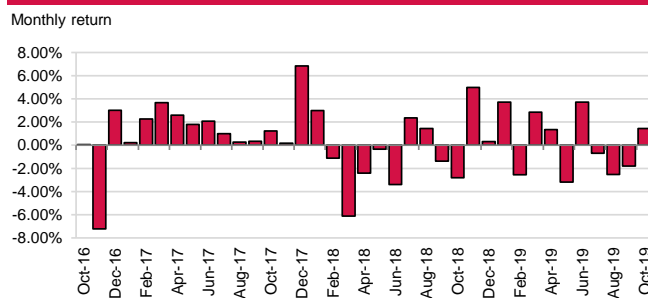
Since inception to 31 Dec 2017: 80% MSCI Indonesia Index + 10% MSCI China + 10% MSCI India Index

**Fund Performance (Net Asset Value) calculation is already included cost related to transaction, management fee and administrative fee

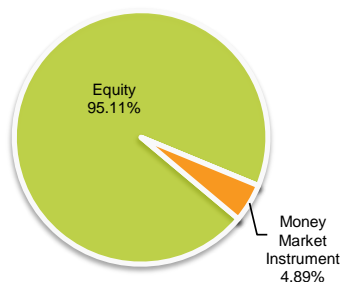
LAST 3 YEARS CUMULATIVE RETURN



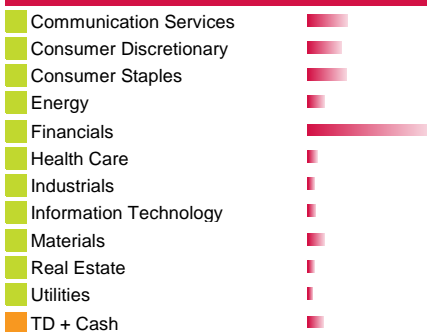
LAST 3 YEARS MONTHLY RETURN



ASSET ALLOCATION



SECTOR ALLOCATION



TOP HOLDINGS

12.48%	Alibaba Group Holding
10.55%	PT Astra International Tbk
12.18%	PT Bank Central Asia Tbk
5.22%	PT Bank Mandiri Tbk
38.43%	PT Bank Negara Indonesia Tbk
2.85%	PT Bank Rakyat Indonesia Tbk
2.07%	PT Telekomunikasi Indonesia Tbk
2.52%	PT Unilever Indonesia Tbk
5.21%	Reliance Industries Ltd
2.04%	Tencent Holdings Ltd
1.56%	
4.89%	

FUND MANAGER COMMENTARY

In October 2019, IDR CII Equity Fund booked performance of +1.44% mom, in line with MXID performance of 1.6%, MXCN performance of 3.3%, MXIN performance of 2.9%. Global market rallied in last month driven by further optimism in US-China trade deal progress as well as expectation and realization of Fed rate cut, albeit with a hint of pause on the cut for this year. Domestic equity market followed the rally until being corrected on the last week of the month amid soft 3Q earning announcement. BI cut another 25bps in October. Going forward, China, India, and Indonesia equities will continue to depend on economic development, currency's stability, and global risks' dynamics.

DISCLAIMER: IDR China-India-Indonesia Equity Fund is an investment-linked fund offered by PT. AIA FINANCIAL. This document is prepared by PT. AIA FINANCIAL and solely for informational use only. This document is not an offer for sale nor a solicitation of an offer to purchase. Investment in unit-link product contains risks including but not limited to political risk, risk on changes in government decree or other government regulations, interest rate risk, liquidity risk, credit risk, equity risk and exchange rate risk. The performances of the funds are not guaranteed; the unit price and the investment result may increase or decrease. Past performances do not constitute a guarantee for future performance.



FUND FACT SHEET

IDR PRIME EQUITY FUND

PT. AIA FINANCIAL registered and supervised by the Financial Services Authority

31 October 2019

INVESTMENT MANAGER

Established in 15 July 1996, PT. AIA FINANCIAL (AIA) is one of the leading life insurance companies in Indonesia that registered and supervised by the Indonesian Financial Services Authority. AIA in Indonesia is a subsidiary of the AIA Group. With experienced personnel, AIA's Investment team manages the investments of all existing funds in accordance with its investment objectives and risk profile. AIA's Investment team has the proficiency to identify economic conditions and investment movements to generate competitive investment returns through a variety of financial instruments such as money market, bonds, shares and/or mutual funds.

INVESTMENT OBJECTIVE

The Portfolio is an investment option that provides investor with aggressive growth that aims to give superior long-term investment return with high risk tolerance.

TARGET ALLOCATION

0% - 20% : Money Market Instruments
80% - 100% : Equity Mutual Funds

FUND INFORMATION

Launch Date	: 08 October 2014	Fund Size (million)	: IDR 690,656.76
Launch Price	: IDR 1,000.00	Fund Management Fee	: 1.00% per annum
Unit Price (NAV)	: IDR 1,135.03	Pricing Frequency	: Daily
Risk Level	: High	Benchmark	: 90% Jakarta Composite Index 10% 3-Month IDR Avg Time Deposit (Net)

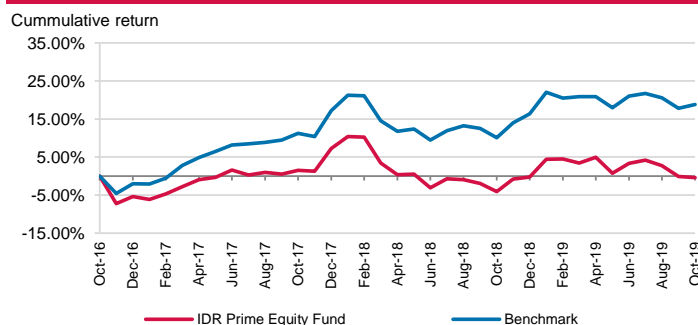
FUND PERFORMANCE

Fund	Fund Performance						
	1 Month	3 Months	YTD	1 Year	Annualised		
					3 Years	5 Years	Since Inception
IDR Prime Equity Fund**	-0.28%	-4.39%	-0.16%	3.88%	-0.13%	2.06%	2.53%
Benchmark*	0.88%	-2.35%	2.13%	7.91%	5.92%	5.28%	5.71%

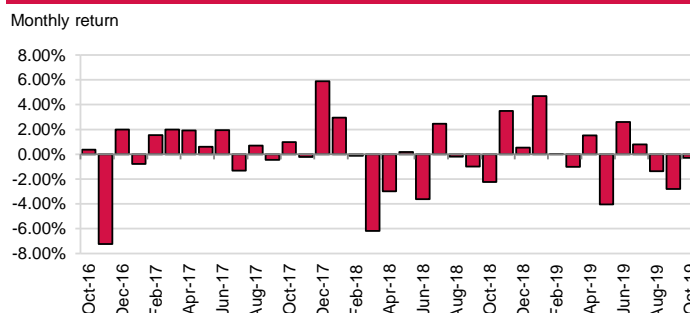
*Current benchmark is effective since inception

**Fund Performance (Net Asset Value) calculation is already included cost related to transaction, management fee and administrative fee

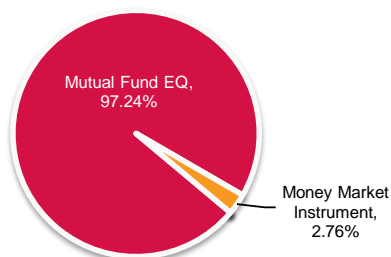
LAST 3 YEARS CUMULATIVE RETURN



LAST 3 YEARS MONTHLY RETURN



ASSET ALLOCATION



PORTFOLIO ALLOCATION

Schroder Dana Istimewa MF	48.56%
Schroder Dana Prestasi MF	48.68%
TD + Cash	2.76%

FUND MANAGER COMMENTARY

In October 2019, IDR Prime Equity Fund booked performance of -0.28% mom, below JCI performance of 1%. By sector inside JCI, Financials was the largest positive contributor (0.9% mom), while Consumer Staples was the largest negative contributor (-0.4% mom). Global market rallied in last month driven by further optimism in US-China trade deal progress as well as expectation and realization of Fed rate cut, albeit with a hint of pause on the cut for this year. Domestic equity market followed the rally until being corrected on the last week of the month amid soft 3Q earning announcement. BI cut another 25bps in October. Going forward, Indonesia Equity market will continue to depend on domestic economy development, USD/IDR currency movement and global risks' dynamics.

DISCLAIMER: IDR Prime Equity Fund is an investment-linked fund offered by PT. AIA FINANCIAL. This document is prepared by PT. AIA FINANCIAL and solely for informational use only. This document is not an offer for sale nor a solicitation of an offer to purchase. Investment in unit-link product contains risks including but not limited to political risk, risk on changes in government decree or other government regulations, interest rate risk, liquidity risk, credit risk, equity risk and exchange rate risk. The performances of the funds are not guaranteed; the unit price and the investment result may increase or decrease. Past performances do not constitute a guarantee for future performance.



FUND FACT SHEET

IDR PRIME FIXED INCOME FUND

PT. AIA FINANCIAL registered and supervised by the Financial Services Authority

31 October 2019

INVESTMENT MANAGER

Established in 15 July 1996, PT. AIA FINANCIAL (AIA) is one of the leading life insurance companies in Indonesia that registered and supervised by the Indonesian Financial Services Authority. AIA in Indonesia is a subsidiary of the AIA Group. With experienced personnel, AIA's Investment team manages the investments of all existing funds in accordance with its investment objectives and risk profile. AIA's Investment team has the proficiency to identify economic conditions and investment movements to generate competitive investment returns through a variety of financial instruments such as money market, bonds, shares and/or mutual funds.

INVESTMENT OBJECTIVE

The Portfolio is a fixed income investment option that aims to provide investor a superior investment return.

TARGET ALLOCATION

0% - 15% : Money Market Instruments
85% - 100% : IDR Fixed Income mutual fund(s)

FUND INFORMATION

Launch Date	: 21 October 2014	Fund Size (million)	: IDR 227,497.60
Launch Price	: IDR 1,000.00	Fund Management Fee	: 0.60% per annum
Unit Price (NAV)	: IDR 1,394.69	Pricing Frequency	: Daily
Risk Level	: Moderate	Benchmark	: 85% Bloomberg Indonesia Lcl Sov. Index (Net) 15% 3-Month IDR Avg Time Deposit (Net)
Fund Duration	: 5.87	Benchmark Duration	: 5.05

FUND PERFORMANCE

Fund	Fund Performance						
	1 Month	3 Months	YTD	1 Year	Annualised		
					3 Years	5 Years	Since Inception
IDR Prime Fixed Income**	1.94%	2.81%	10.57%	15.04%	6.51%	6.88%	6.84%
Benchmark*	1.81%	3.06%	11.47%	15.66%	7.23%	7.89%	7.94%

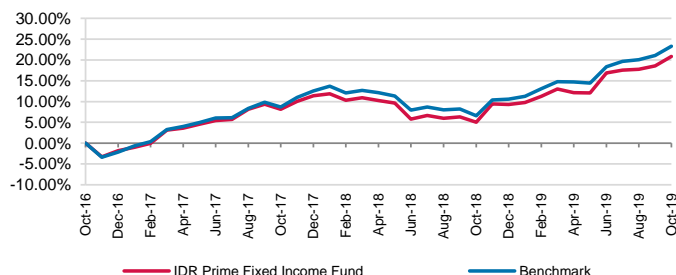
*Current benchmark is effective since 1 May 2016

21 Oct 2014 to 30 Apr 2016: 85% HSBC Indonesia Local Currency Govt Bond (Net) + 15% Indonesia Deposit Rate Avg 3M IDR (Net)

**Fund Performance (Net Asset Value) calculation is already included cost related to transaction, management fee and administrative fee

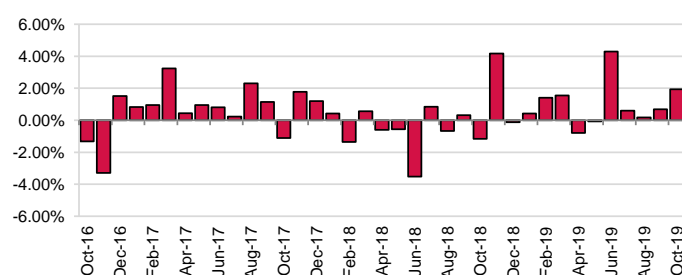
LAST 3 YEARS CUMULATIVE RETURN

Cummulative return

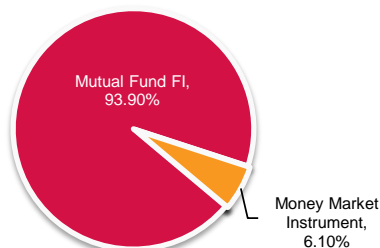


LAST 3 YEARS MONTHLY RETURN

Monthly return



ASSET ALLOCATION



PORTFOLIO ALLOCATION

BNP Paribas Prima II MF	34.77%
Schroder Dana Mantap Plus II MF	59.13%
TD + Cash	6.10%

FUND MANAGER COMMENTARY

Indonesia local government bond market made a positive return in October 2019 with Bloomberg Indonesia Local Sovereign Index (BINDO) went up 2.12% on monthly basis. The IDR Prime Fixed Income Fund performance reported +1.94% return in the same month. Bank Indonesia continued accommodative monetary policy in October by cutting reference rate 25 bps to 5.00%, the fourth consecutive cuts, while inflation went down by 26 bps from previous month to 3.13% YoY in October 2019. On global side, as anticipated, the Fed announced cutting its benchmark interest rate by 25 bps to the range of 1.5% - 1.75% at the latest FOMC meeting in October. This was the third rate cut by the Fed thus far this year, but indicated that the moves to ease policy could be nearing a pause. Trade tension was also calmer as mini US-China trade deal has forestalled the US tariff increase in October 2019.

DISCLAIMER: IDR Prime Fixed Income Fund is an investment-linked fund offered by PT. AIA FINANCIAL. This document is prepared by PT. AIA FINANCIAL and solely for informational use only. This document is not an offer for sale nor a solicitation of an offer to purchase. Investment in unit-link product contains risks including but not limited to political risk, risk on changes in government decree or other government regulations, interest rate risk, liquidity risk, credit risk, equity risk and exchange rate risk. The performances of the funds are not guaranteed; the unit price and the investment result may increase or decrease. Past performances do not constitute a guarantee for future performance.



FUND FACT SHEET

IDR GROWTH EQUITY SYARIAH FUND

PT. AIA FINANCIAL registered and supervised by the Financial Services Authority

31 October 2019

INVESTMENT MANAGER

Established in 15 July 1996, PT. AIA FINANCIAL (AIA) is one of the leading life insurance companies in Indonesia that registered and supervised by the Indonesian Financial Services Authority. AIA in Indonesia is a subsidiary of the AIA Group. With experienced personnel, AIA's Investment team manages the investments of all existing funds in accordance with its investment objectives and risk profile. AIA's Investment team has the proficiency to identify economic conditions and investment movements to generate competitive investment returns through a variety of financial instruments such as money market, bonds, shares and/or mutual funds.

INVESTMENT OBJECTIVE

The Portfolio is a sharia investment option that provides investor with aggressive growth that aims to give superior long-term investment return with high risk tolerance.

TARGET ALLOCATION

0% - 20% : Sharia money market instrument
80% - 100% : Equities listed in Sharia Securities List and/ or Sharia mutual funds

FUND INFORMATION

Launch Date	: 10 June 2015	Fund Size (million)	: IDR 76,600.22
Launch Price	: IDR 1,000.00	Fund Management Fee	: 2.10% per annum
Unit Price (NAV)	: IDR 1,030.35	Pricing Frequency	: Daily
Risk Level	: High	Benchmark	: 98% Indonesia Sharia Stock Index 2% 3-Month IDR Avg Time Deposit (Net)

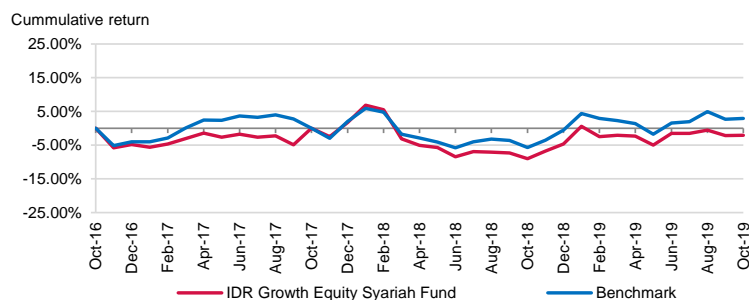
FUND PERFORMANCE

Fund	Fund Performance						
	1 Month	3 Months	YTD	1 Year	Annualised		
					3 Years	5 Years	Since Inception
IDR Growth Equity Syariah**	0.11%	-0.60%	2.66%	7.62%	-2.24%	N/A	0.68%
Benchmark*	0.25%	0.95%	3.51%	9.15%	2.19%	N/A	4.05%

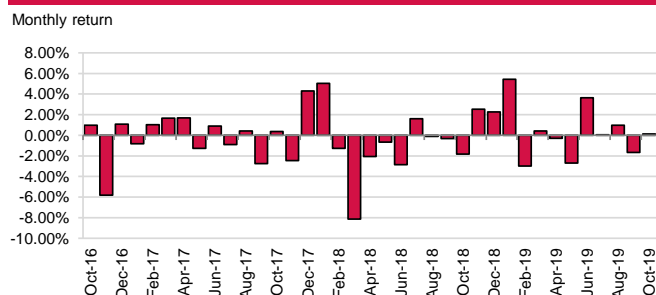
*Current benchmark is effective since inception

**Fund Performance (Net Asset Value) calculation is already included cost related to transaction, management fee and administrative fee

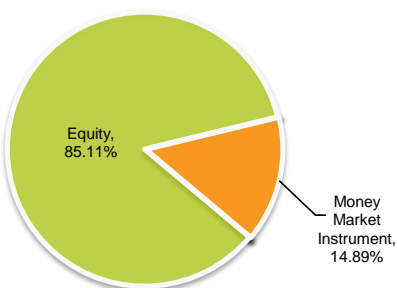
LAST 3 YEARS CUMULATIVE RETURN



LAST 3 YEARS MONTHLY RETURN



ASSET ALLOCATION



SECTOR ALLOCATION

Communication Services	14.67%
Consumer Discretionary	10.99%
Consumer Staples	28.32%
Energy	5.36%
Financials	2.51%
Health Care	3.22%
Industrials	2.48%
Materials	10.61%
Real Estate	5.47%
Utilities	1.47%
TD + Cash	14.89%

TOP HOLDINGS

PT Astra Internasional Tbk
PT Bank Syariah Bukopin
PT Bank Tabungan Negara Syariah
PT Charoen Pokphand Indonesia Tbk
PT Indofood CBP Sukses Makmur Tbk
PT Industri Jamu dan Farmasi Sido Muncul Tbk
PT Semen Indonesia Persero Tbk
PT Telekomunikasi Indonesia Tbk
PT Unilever Indonesia Tbk
PT United Tractors Tbk

FUND MANAGER COMMENTARY

In October 2019, IDR Growth Equity Syariah Fund booked performance of +0.11% mom, in line with ISSI performance of 0.3%. By sector inside ISSI, Materials was the largest positive contributor (0.8% mom), while Communication Services was the largest negative contributor (-0.4% mom). Global market rallied in last month driven by further optimism in US-China trade deal progress as well as expectation and realization of Fed rate cut, albeit with a hint of pause on the cut for this year. Domestic equity market followed the rally until being corrected on the last week of the month amid soft 3Q earning announcement. BI cut another 25bps in October. Going forward, Indonesia Equity market will continue to depend on domestic economy development, USD/IDR currency movement and global risks' dynamics.

DISCLAIMER: IDR Growth Equity Syariah Fund is an Sharia investment-linked fund offered by PT. AIA FINANCIAL. This document is prepared by PT. AIA FINANCIAL and solely for informational use only. This document is not an offer for sale nor a solicitation of an offer to purchase. Investment in Sharia unit-link product contains risks including but not limited to political risk, risk on changes in government decree or other government regulations, risk on distribution on income / margin / fee, liquidity risk, credit risk, equity risk and exchange rate risk. The performances of the funds are not guaranteed; the unit price and the investment result may increase or decrease. Past performances do not constitute a guarantee for future performance.



FUND FACT SHEET

IDR DYNAMIC SYARIAH FUND

PT. AIA FINANCIAL registered and supervised by the Financial Services Authority

31 October 2019

INVESTMENT MANAGER

Established in 15 July 1996, PT. AIA FINANCIAL (AIA) is one of the leading life insurance companies in Indonesia that registered and supervised by the Indonesian Financial Services Authority. AIA in Indonesia is a subsidiary of the AIA Group. With experienced personnel, AIA's Investment team manages the investments of all existing funds in accordance with its investment objectives and risk profile. AIA's Investment team has the proficiency to identify economic conditions and investment movements to generate competitive investment returns through a variety of financial instruments such as money market, bonds, shares and/or mutual funds.

INVESTMENT OBJECTIVE

The Portfolio is a sharia investment option that provides investor an optimum return with moderate to high risk tolerance through investments in IDR fixed income instruments and listed equity with diversified level of risk.

TARGET ALLOCATION

0% - 40% : Sharia Money Market Instruments
30% - 80% : IDR Sharia Fixed Income securities and/ or
30% - 80% : Sharia Fixed Income Mutual Fund(s) incl. ETF
30% - 80% : Equities listed in Sharia Securities List and/ or
Sharia Mutual Fund(s) incl. ETF

FUND INFORMATION

Launch Date	: 10 June 2015	Fund Size (million)	: IDR 61,974.16
Launch Price	: IDR 1,000.00	Fund Management Fee	: 1.85% per annum
Unit Price (NAV)	: IDR 1,135.84	Pricing Frequency	: Daily
Risk Level	: Moderate to High	Benchmark	: 50% Indonesia Sharia Index 50% 3-Month IDR Avg Time Deposit (Net)

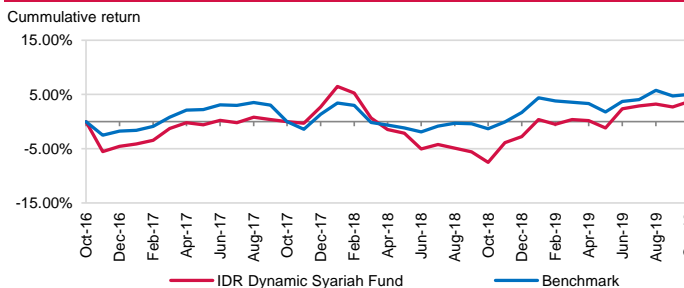
FUND PERFORMANCE

Fund	Fund Performance						
	1 Month	3 Months	YTD	1 Year	Annualised		
					3 Years	5 Years	Since Inception
IDR Dynamic Syariah**	0.98%	0.84%	6.68%	12.16%	1.15%	N/A	2.94%
Benchmark*	0.26%	0.91%	3.28%	6.43%	2.86%	N/A	3.92%

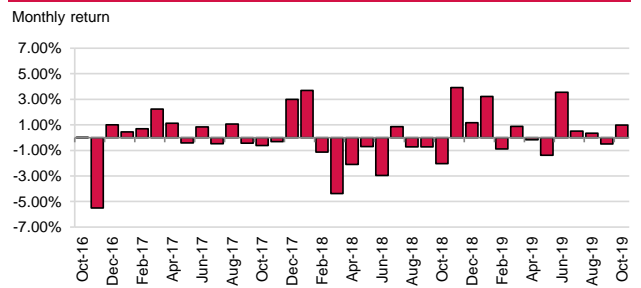
*Current benchmark is effective since inception

**Fund Performance (Net Asset Value) calculation is already included cost related to transaction, management fee and administrative fee

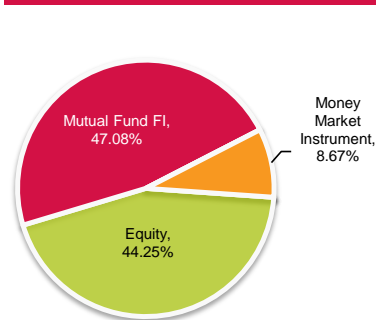
LAST 3 YEARS CUMULATIVE RETURN



LAST 3 YEARS MONTHLY RETURN



ASSET ALLOCATION



SECTOR ALLOCATION

Communication Services	7.41%
Consumer Discretionary	6.05%
Consumer Staples	15.43%
Energy	2.82%
Financials	1.15%
Health Care	1.14%
Industrials	1.28%
Materials	5.07%
Real Estate	3.28%
Utilities	0.63%
MF Fixed Income	47.08%
Bond < 1 Year	3.27%
TD + Cash	5.40%

TOP HOLDINGS

MTN Syariah Ijarah I Telkom-18B
PT Astra Internasional Tbk
PT Bank Syariah Bukopin
PT Indofood CBP Sukses Makmur Tbk
PT Telekomunikasi Indonesia Tbk
PT Unilever Indonesia Tbk
SBSN Seri IFR0006
SBSN Seri PBS011
SBSN Seri PBS012
SBSN Seri PBS022

FUND MANAGER COMMENTARY

In October 2019, IDR Dynamic Syariah Fund booked performance of +0.98%. Global market rallied in last month driven by further optimism in US-China trade deal progress as well as expectation and realization of Fed rate cut, albeit with a hint of pause on the cut for this year. Domestic equity market followed the rally until being corrected on the last week of the month amid soft 3Q earning announcement. Meanwhile, Bloomberg Indonesia Local Sovereign Index (BINDO) went up 2.12% on monthly basis. Bank Indonesia continued accommodative monetary policy in October by cutting reference rate 25 bps to 5.00%, four times cut in a row, while inflation went down by 26 bps from previous month to 3.13% YoY in October 2019. On global side, the Fed announced cutting its benchmark interest rate by 25 bps to the range of 1.5% - 1.75% at the latest FOMC meeting in October, a third rate cut thus far this year.

DISCLAIMER: IDR Dynamic Syariah Fund is an Sharia investment-linked fund offered by PT. AIA FINANCIAL. This document is prepared by PT. AIA FINANCIAL and solely for informational use only. This document is not an offer for sale nor a solicitation of an offer to purchase. Investment in Sharia unit-link product contains risks including but not limited to political risk, risk on changes in government decree or other government regulations, risk on distribution on income / margin / fee, liquidity risk, credit risk, equity risk and exchange rate risk. The performances of the funds are not guaranteed; the unit price and the investment result may increase or decrease. Past performances do not constitute a guarantee for future performance.



FUND FACT SHEET

USD GLOBAL GROWTH OPPORTUNITY EQUITY FUND

PT. AIA FINANCIAL registered and supervised by the Financial Services Authority

31 October 2019

INVESTMENT MANAGER

Established in 15 July 1996, PT. AIA FINANCIAL (AIA) is one of the leading life insurance companies in Indonesia that registered and supervised by the Indonesian Financial Services Authority. AIA in Indonesia is a subsidiary of the AIA Group. With experienced personnel, AIA's Investment team manages the investments of all existing funds in accordance with its investment objectives and risk profile. AIA's Investment team has the proficiency to identify economic conditions and investment movements to generate competitive investment returns through a variety of financial instruments such as money market, bonds, shares and/or mutual funds.

INVESTMENT OBJECTIVE

The Portfolio is an investment option that provides investor with aggressive growth that aims to give superior long-term investment return with high risk tolerance.

TARGET ALLOCATION

0% - 20% : Money Market Instruments
80% - 100% : Listed Equities and/ or Equity Mutual Fund(s) incl. ETF listed / invest in global stock markets

FUND INFORMATION

Launch Date	: 23 September 2016	Fund Size (million)	: USD 21.92
Launch Price	: USD 1.00	Fund Management Fee	: 2.10% per annum
Unit Price (NAV)	: USD 1.0799	Pricing Frequency	: Daily
Risk Level	: High	Benchmark	: 90% MSCI World Index + 10% MSCI Asia Ex. Japan

FUND PERFORMANCE

Fund	Fund Performance						
	1 Month	3 Months	YTD	1 Year	Annualised		
					3 Years	5 Years	Since Inception
USD Global Growth Opportunity Equity Fund**	1.86%	0.75%	10.58%	4.11%	3.42%	N/A	2.51%
Benchmark*	2.74%	1.80%	16.44%	10.36%	8.69%	N/A	7.26%

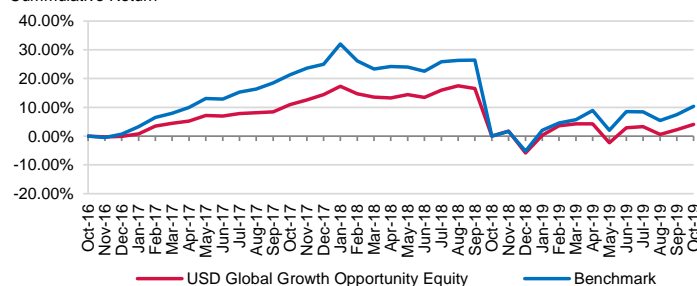
*Current benchmark is effective since 1 Jan 2018

Since inception to 31 Dec 2017: 90% Dow Jones Islamic Mkt World Index + 10% MSCI World Index

**Fund Performance (Net Asset Value) calculation is already included cost related to transaction, management fee and administrative fee

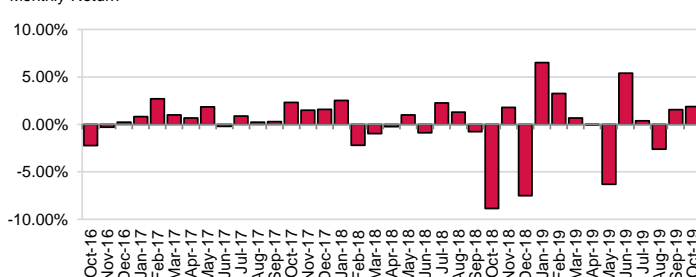
LAST 3 YEARS CUMULATIVE RETURN

Cummulative Return

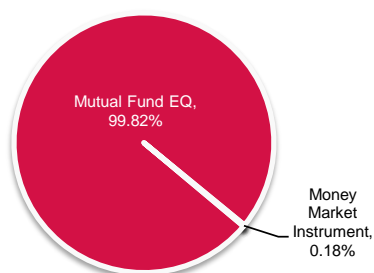


LAST 3 YEARS MONTHLY RETURN

Monthly Return



ASSET ALLOCATION



PORTFOLIO ALLOCATION

CIMB Principal Islamic Asia Pacific Equity MF	14.72%
Schroder Global Syariah Equity MF	85.10%
TD + Cash	0.18%

FUND MANAGER COMMENTARY

In October 2019, USD Global Growth Opportunity Equity Fund booked performance of +1.86% mom, in line with MSCI World performance of 2.5% and MSCI Asia ex Japan performance of 4.5%. Global market rallied in last month driven by further optimism in US-China trade deal progress as well as expectation and realization of Fed rate cut, albeit with a hint of pause on the cut for this year. Going forward, global equities will continue to depend on economic development, currency's stability, and global risks' dynamics.

DISCLAIMER: USD Global Growth Opportunity Equity Fund is an investment-linked fund offered by PT. AIA FINANCIAL. This document is prepared by PT. AIA FINANCIAL and solely for informational use only. This document is not an offer for sale nor a solicitation of an offer to purchase. Investment in unit-link product contains risks including but not limited to political risk, risk on changes in government decree or other government regulations, interest rate risk, liquidity risk, credit risk, equity risk and exchange rate risk. The performances of the funds are not guaranteed; the unit price and the investment result may increase or decrease. Past performances do not constitute a guarantee for future performance.



FUND FACT SHEET

USD ONSHORE EQUITY FUND

PT. AIA FINANCIAL registered and supervised by the Financial Services Authority

31 October 2019

INVESTMENT MANAGER

Established in 15 July 1996, PT. AIA FINANCIAL (AIA) is one of the leading life insurance companies in Indonesia that registered and supervised by the Indonesian Financial Services Authority. AIA in Indonesia is a subsidiary of the AIA Group. With experienced personnel, AIA's Investment team manages the investments of all existing funds in accordance with its investment objectives and risk profile. AIA's Investment team has the proficiency to identify economic conditions and investment movements to generate competitive investment returns through a variety of financial instruments such as money market, bonds, shares and/or mutual funds.

INVESTMENT OBJECTIVE

The Portfolio is an investment option that provides investor with optimal growth that aims to give superior long-term investment return with high risk tolerance.

TARGET ALLOCATION

0% - 20% : Money Market Instruments
80% - 100% : Equities listed in IDX and/ or Equity mutual funds incl. ETF

FUND INFORMATION

Launch Date : 21 April 2017
Launch Price : USD 1.00
Unit Price (NAV) : USD 1.0526
Risk Level : High

Fund Size (million) : USD 2.06
Fund Management Fee : 2.10% per annum
Pricing Frequency : Daily
Benchmark : 98% MXID Index (In USD Term) + 2% Average 3-month USD Time Deposit (Net)

FUND PERFORMANCE

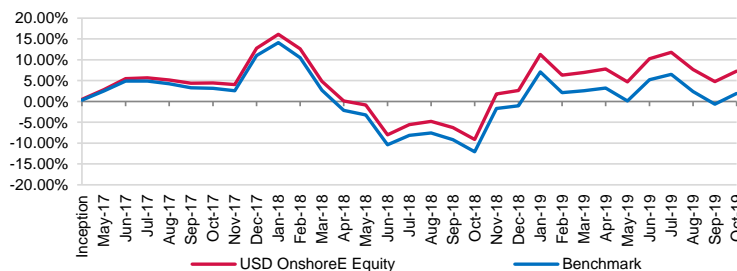
Fund	Fund Performance						
	1 Month	3 Months	YTD	1 Year	Annualised		
					3 Years	5 Years	Since Inception
USD Onshore Equity Fund**	2.45%	-3.79%	6.63%	19.91%	N/A	N/A	2.05%
Benchmark*	2.58%	-4.29%	2.97%	15.90%	N/A	N/A	0.76%

*Current benchmark is effective since inception

**Fund Performance (Net Asset Value) calculation is already included cost related to transaction, management fee and administrative fee

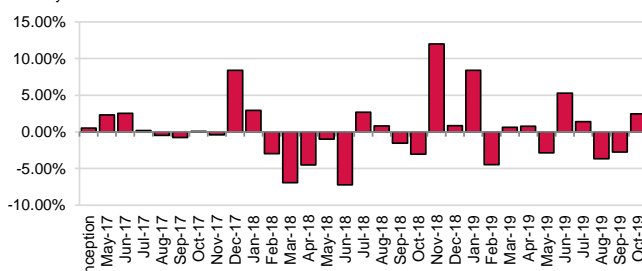
LAST 2 YEARS CUMULATIVE RETURN

Cummulative Return

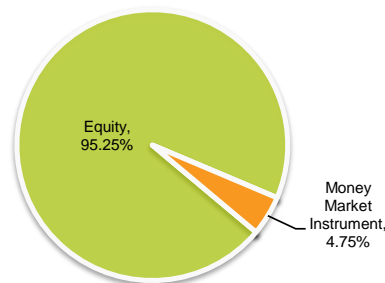


LAST 2 YEARS MONTHLY RETURN

Monthly Return



ASSET ALLOCATION



SECTOR ALLOCATION

Communication Services	13.78%
Consumer Discretionary	7.78%
Consumer Staples	14.46%
Energy	2.85%
Financials	44.01%
Health Care	1.84%
Industrials	0.59%
Materials	5.20%
Others	0.76%
Real Estate	2.17%
Utilities	1.81%
TD + Cash	4.75%

TOP HOLDINGS

PT Astra Internasional Tbk
PT Bank Central Asia Tbk
PT Bank Mandiri Tbk
PT Bank Negara Indonesia Tbk
PT Bank Rakyat Indonesia Tbk
PT Charoen Pokphand Indonesia Tbk
PT Indocement Tungal Prakarsa Tbk
PT Semen Indonesia Persero Tbk
PT Telekomunikasi Indonesia Tbk
PT Unilever Indonesia Tbk

FUND MANAGER COMMENTARY

In October 2019, USD Onshore Equity Fund booked performance of +2.45% mom, in line with MXID performance (in USD) of 2.3%. By sector inside MXID, Financials was the largest positive contributor (1.2% mom), while Communication Services was the largest negative contributor (-0.6% mom). Global market rallied in last month driven by further optimism in US-China trade deal progress as well as expectation and realization of Fed rate cut, albeit with a hint of pause on the cut for this year. Domestic equity market followed the rally until being corrected on the last week of the month amid soft 3Q earning announcement. BI cut another 25bps in October. Going forward, Indonesia Equity market will continue to depend on domestic economy development, USD/IDR currency movement and global risks' dynamics.

DISCLAIMER: USD Onshore Equity Fund is an investment-linked fund offered by PT. AIA FINANCIAL. This document is prepared by PT. AIA FINANCIAL and solely for informational use only. This document is not an offer for sale nor a solicitation of an offer to purchase. Investment in unit-link product contains risks including but not limited to political risk, risk on changes in government decree or other government regulations, interest rate risk, liquidity risk, credit risk, equity risk and exchange rate risk. The performances of the funds are not guaranteed; the unit price and the investment result may increase or decrease. Past performances do not constitute a guarantee for future performance.



FUND FACT SHEET

USD PRIME GLOBAL EQUITY FUND

PT. AIA FINANCIAL registered and supervised by the Financial Services Authority

31 October 2019

INVESTMENT MANAGER

Established in 15 July 1996, PT. AIA FINANCIAL (AIA) is one of the leading life insurance companies in Indonesia that registered and supervised by the Indonesian Financial Services Authority. AIA in Indonesia is a subsidiary of the AIA Group. With experienced personnel, AIA's Investment team manages the investments of all existing funds in accordance with its investment objectives and risk profile. AIA's Investment team has the proficiency to identify economic conditions and investment movements to generate competitive investment returns through a variety of financial instruments such as money market, bonds, shares and/or mutual funds.

INVESTMENT OBJECTIVE

The Portfolio is an investment option that provides investor with aggressive growth that aims to give superior long-term investment return with high risk tolerance.

TARGET ALLOCATION

0% - 20% : Money Market Instruments
80% - 100% : Equity Mutual Funds

FUND INFORMATION

Launch Date	: 19 January 2018	Fund Size (million)	: USD 26.31
Launch Price	: USD 1.00	Fund Management Fee	: 2.10% per annum
Unit Price (NAV)	: USD 1.0271	Pricing Frequency	: Daily
Risk Level	: High	Benchmark	: 90% Dow Jones Islamic World Market Index 10% MSCI Asia Ex-Japan Index

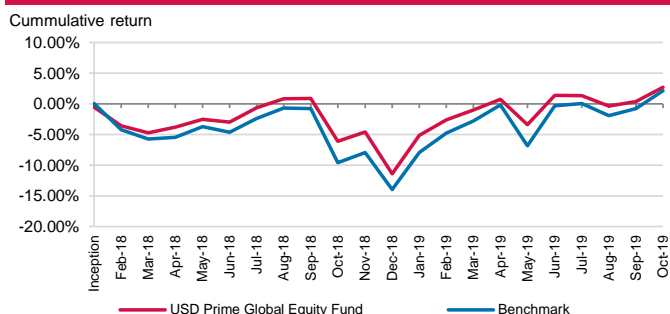
FUND PERFORMANCE

Fund	Fund Performance						
	1 Month	3 Months	YTD	1 Year	Annualised		
					3 Years	5 Years	Since Inception
USD Prime Global** Equity Fund	2.32%	1.38%	15.93%	9.39%	N/A	N/A	1.51%
Benchmark*	2.96%	2.09%	18.73%	13.00%	N/A	N/A	1.20%

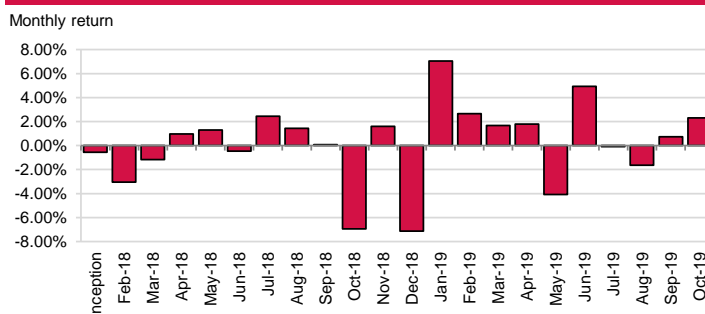
*Current benchmark is effective since inception

**Fund Performance (Net Asset Value) calculation is already included cost related to transaction, management fee and administrative fee

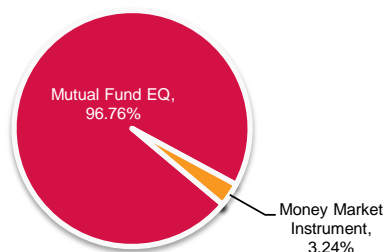
LAST 1 YEAR CUMULATIVE RETURN



LAST 1 YEAR MONTHLY RETURN



ASSET ALLOCATION



PORTFOLIO ALLOCATION

BNP Paribas Cakra Syariah MF	69.32%
Schroder Asian Equity Yield Class A MF	27.44%
TD + Cash	3.24%

FUND MANAGER COMMENTARY

In October 2019, USD Prime Global Equity Fund booked performance of +2.32% mom, in line with Dow Jones Islamic Market World performance of 2.9%. Global market rallied in last month driven by further optimism in US-China trade deal progress as well as expectation and realization of Fed rate cut, albeit with a hint of pause on the cut for this year. Going forward, global equities will continue to depend on economic development, currency's stability, and global risks' dynamics.

DISCLAIMER: USD Prime Global Equity Fund is an investment-linked fund offered by PT. AIA FINANCIAL. This document is prepared by PT. AIA FINANCIAL and solely for informational use only. This document is not an offer for sale nor a solicitation of an offer to purchase. Investment in unit-link product contains risks including but not limited to political risk, risk on changes in government decree or other government regulations, interest rate risk, liquidity risk, credit risk, equity risk and exchange rate risk. The performances of the funds are not guaranteed; the unit price and the investment result may increase or decrease. Past performances do not constitute a guarantee for future performance.



FUND FACT SHEET

USD PRIME EMERGING MARKET EQUITY FUND

PT. AIA FINANCIAL registered and supervised by the Financial Services Authority

31 October 2019

INVESTMENT MANAGER

Established in 15 July 1996, PT. AIA FINANCIAL (AIA) is one of the leading life insurance companies in Indonesia that registered and supervised by the Indonesian Financial Services Authority. AIA in Indonesia is a subsidiary of the AIA Group. With experienced personnel, AIA's Investment team manages the investments of all existing funds in accordance with its investment objectives and risk profile. AIA's Investment team has the proficiency to identify economic conditions and investment movements to generate competitive investment returns through a variety of financial instruments such as money market, bonds, shares and/or mutual funds.

INVESTMENT OBJECTIVE

The Portfolio is an investment option that provides investor with aggressive growth that aims to give superior long-term investment return with high risk tolerance.

TARGET ALLOCATION

0% - 20% : Money Market Instruments
80% - 100% : Equity Mutual Funds

FUND INFORMATION

Launch Date	: 18 January 2018	Fund Size (million)	: USD 39.99
Launch Price	: USD 1.00	Fund Management Fee	: 2.10% per annum
Unit Price (NAV)	: USD 0.8739	Pricing Frequency	: Daily
Risk Level	: High	Benchmark	: 100% MSCI Emerging Market

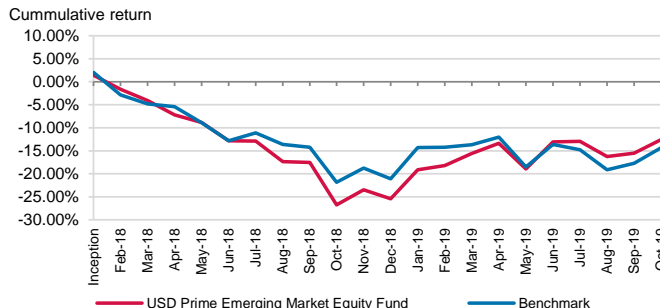
FUND PERFORMANCE

Fund	Fund Performance						
	1 Month	3 Months	YTD	1 Year	Annualised		
					3 Years	5 Years	Since Inception
USD Prime Emerging Market Equity Fund**	3.43%	0.41%	17.24%	19.32%	N/A	N/A	-7.28%
Benchmark*	4.04%	0.50%	8.47%	9.55%	N/A	N/A	-8.34%

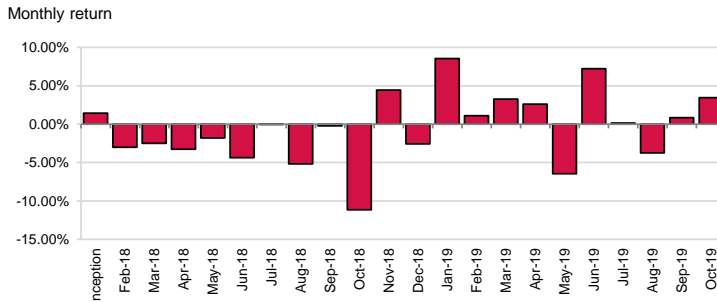
*Current benchmark is effective since inception

**Fund Performance (Net Asset Value) calculation is already included cost related to transaction, management fee and administrative fee

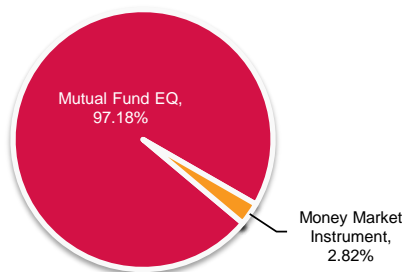
LAST 1 YEAR CUMULATIVE RETURN



LAST 1 YEAR MONTHLY RETURN



ASSET ALLOCATION



PORTFOLIO ALLOCATION

Fidelity Emerging Market Class A ACC MF	97.18%
TD + Cash	2.82%

FUND MANAGER COMMENTARY

In October 2019, USD Prime Emerging Market Equity Fund booked performance of +3.43% mom, in line with MSCI Emerging Market performance of 4.1%. Global market rallied in last month driven by further optimism in US-China trade deal progress as well as expectation and realization of Fed rate cut, albeit with a hint of pause on the cut for this year. Going forward, global equities will continue to depend on economic development, currency's stability, and global risks' dynamics.

DISCLAIMER: USD Prime Emerging Market Equity Fund is an investment-linked fund offered by PT. AIA FINANCIAL. This document is prepared by PT. AIA FINANCIAL and solely for informational use only. This document is not an offer for sale nor a solicitation of an offer to purchase. Investment in unit-link product contains risks including but not limited to political risk, risk on changes in government decree or other government regulations, interest rate risk, liquidity risk, credit risk, equity risk and exchange rate risk. The performances of the funds are not guaranteed; the unit price and the investment result may increase or decrease. Past performances do not constitute a guarantee for future performance.



FUND FACT SHEET

IDR ULTIMATE EQUITY FUND

PT. AIA FINANCIAL registered and supervised by the Financial Services Authority

31 October 2019

INVESTMENT MANAGER

Established in 15 July 1996, PT. AIA FINANCIAL (AIA) is one of the leading life insurance companies in Indonesia that registered and supervised by the Indonesian Financial Services Authority. AIA in Indonesia is a subsidiary of the AIA Group. With experienced personnel, AIA's Investment team manages the investments of all existing funds in accordance with its investment objectives and risk profile. AIA's Investment team has the proficiency to identify economic conditions and investment movements to generate competitive investment returns through a variety of financial instruments such as money market, bonds, shares and/or mutual funds.

INVESTMENT OBJECTIVE

The Portfolio shall be managed to obtain optimal, long-term investment growth with high risk tolerance through equity mutual fund selection having investment diversifications on companies listed in the Indonesian Stock Exchange.

TARGET ALLOCATION

0% - 20% : Money Market Instruments
80% - 100% : Equities listed in IDX and/ or Equity mutual funds

FUND INFORMATION

Launch Date	: 26 October 2018	Fund Size (million)	: IDR 33,243.99
Launch Price	: IDR 1,000.00	Fund Management Fee	: 2.40% per annum
Unit Price (NAV)	: IDR 998.70	Pricing Frequency	: Daily
Risk Level	: High	Benchmark	: 98% Jakarta Composite Index 2% 3-Month IDR Avg Time Deposit (Net)

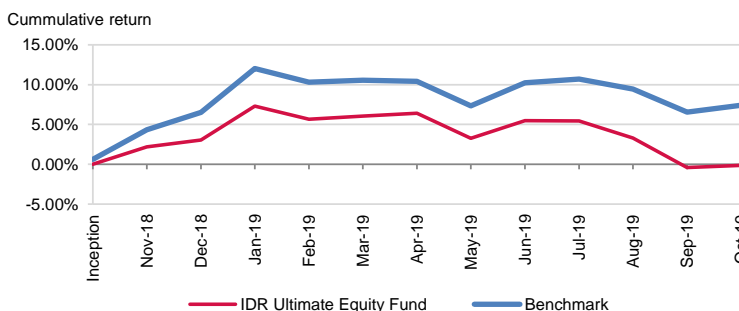
FUND PERFORMANCE

Fund	Fund Performance						
	1 Month	3 Months	YTD	1 Year	Annualised		
					3 Years	5 Years	Since Inception
IDR Ultimate Equity Fund**	0.28%	-5.28%	-3.07%	-0.14%	N/A	N/A	-0.13%
Benchmark*	0.81%	-2.98%	0.83%	6.75%	N/A	N/A	7.31%

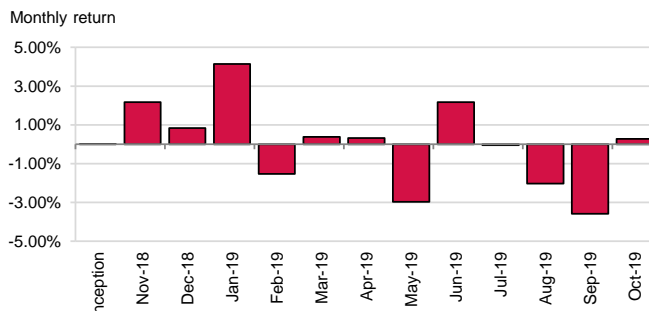
*Current benchmark is effective since inception

**Fund Performance (Net Asset Value) calculation is already included cost related to transaction, management fee and administrative fee

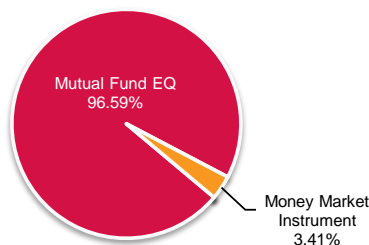
LAST 1 YEAR CUMULATIVE RETURN



LAST 1 YEAR MONTHLY RETURN



ASSET ALLOCATION



SECTOR ALLOCATION

MF Equity	96.59%
TD + Cash	3.41%

TOP HOLDINGS

Ashmore Dana Ekuitas Nusantara MF	15.52%
Ashmore Dana Progresif Nusantara MF	27.39%
Batavia Dana Saham MF	24.15%
Schroder Dana Prestasi MF	29.52%

FUND MANAGER COMMENTARY

In October 2019, IDR Ultimate Equity Fund booked performance of +0.28% mom, in line with JCI performance of 1%. By sector inside JCI, Financials was the largest positive contributor (0.9% mom), while Consumer Staples was the largest negative contributor (-0.4% mom). Global market rallied in last month driven by further optimism in US-China trade deal progress as well as expectation and realization of Fed rate cut, albeit with a hint of pause on the cut for this year. Domestic equity market followed the rally until being corrected on the last week of the month amid soft 3Q earning announcement. BI cut another 25bps in October. Going forward, Indonesia Equity market will continue to depend on domestic economy development, USD/IDR currency movement and global risks' dynamics.

DISCLAIMER: IDR Ultimate Equity Fund is an investment-linked fund offered by PT. AIA FINANCIAL. This document is prepared by PT. AIA FINANCIAL and solely for informational use only. This document is not an offer for sale nor a solicitation of an offer to purchase. Investment in unit-link product contains risks including but not limited to political risk, risk on changes in government decree or other government regulations, interest rate risk, liquidity risk, credit risk, equity risk and exchange rate risk. The performances of the funds are not guaranteed; the unit price and the investment result may increase or decrease. Past performances do not constitute a guarantee for future performance.



FUND FACT SHEET

USD PRIME MULTI ASSET INCOME FUND

PT. AIA FINANCIAL registered and supervised by the Financial Services Authority

31 October 2019

INVESTMENT MANAGER

Established in 15 July 1996, PT. AIA FINANCIAL (AIA) is one of the leading life insurance companies in Indonesia that registered and supervised by the Indonesian Financial Services Authority. AIA in Indonesia is a subsidiary of the AIA Group. With experienced personnel, AIA's Investment team manages the investments of all existing funds in accordance with its investment objectives and risk profile. AIA's Investment team has the proficiency to identify economic conditions and investment movements to generate competitive investment returns through a variety of financial instruments such as money market, bonds, shares and/or mutual funds.

INVESTMENT OBJECTIVE

The Portfolio shall be managed to provide income and moderate capital growth over medium to long term by investing in global fixed income securities and global equities with medium to high risk tolerance.

TARGET ALLOCATION

0% - 5% : Cash & Cash Equivalents
95% - 100% : Mutual Funds - Balanced

FUND INFORMATION

Launch Date	: 30 January 2019	Fund Size (million)	: USD 4.50
Launch Price	: USD 1.00	Fund Management Fee	: 1.85% per annum
Unit Price (NAV)	: USD 1.0537	Pricing Frequency	: Daily
Risk Level	: Moderate to High		

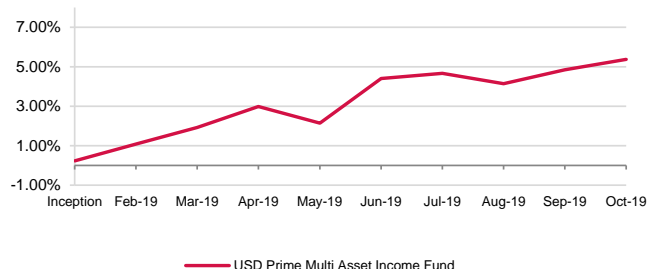
FUND PERFORMANCE

Fund	Fund Performance						
	1 Month	3 Months	YTD	1 Year	Annualised		
					3 Years	5 Years	Since Inception
USD Prime Multi Asset Income Fund**	0.50%	0.67%	N/A	N/A	N/A	N/A	5.37%

**Fund Performance (Net Asset Value) calculation is already included cost related to transaction, management fee and administrative fee

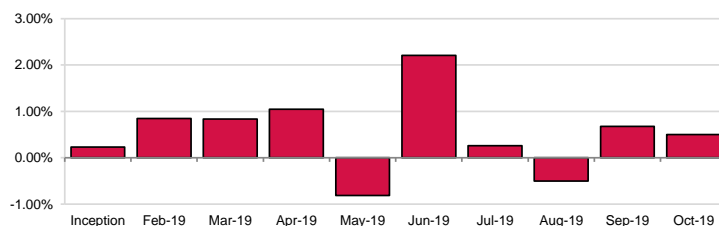
LAST 1 YEAR CUMULATIVE RETURN

Cummulative return



LAST 1 YEAR MONTHLY RETURN

Monthly return



ASSET ALLOCATION



PORTFOLIO ALLOCATION

Fidelity Global Multi Asset Income Fund A-ACC MF 100.00%

FUND MANAGER COMMENTARY

Overall, the portfolio managers maintain a defensive stance as markets continue to send out mixed signals. They remain focused on capital preservation but are also allocating tactically to take advantage of opportunities arising from volatility and market dislocations. At the asset group level, the allocation to Growth assets was slightly reduced in line with the portfolio managers' defensive stance, while that to Hybrid assets was increased.

DISCLAIMER: USD Prime Multi Asset Income Fund is an investment-linked fund offered by PT. AIA FINANCIAL. This document is prepared by PT. AIA FINANCIAL and solely for informational use only. This document is not an offer for sale nor a solicitation of an offer to purchase. Investment in unit-link product contains risks including but not limited to political risk, risk on changes in government decree or other government regulations, interest rate risk, liquidity risk, credit risk, equity risk and exchange rate risk. The performances of the funds are not guaranteed; the unit price and the investment result may increase or decrease. Past performances do not constitute a guarantee for future performance.



FUND FACT SHEET

USD PRIME GREATER CHINA EQUITY FUND

PT. AIA FINANCIAL registered and supervised by the Financial Services Authority

31 October 2019

INVESTMENT MANAGER

Established in 15 July 1996, PT. AIA FINANCIAL (AIA) is one of the leading life insurance companies in Indonesia that registered and supervised by the Indonesian Financial Services Authority. AIA in Indonesia is a subsidiary of the AIA Group. With experienced personnel, AIA's Investment team manages the investments of all existing funds in accordance with its investment objectives and risk profile. AIA's Investment team has the proficiency to identify economic conditions and investment movements to generate competitive investment returns through a variety of financial instruments such as money market, bonds, shares and/or mutual funds.

INVESTMENT OBJECTIVE

The Portfolio aims to provide capital growth through investment in Offshore-based Mutual Fund(s) which invest in equity and equity related securities of People's Republic of China, Hong Kong SAR and Taiwan companies.

TARGET ALLOCATION

0% - 5% : Cash & Cash Equivalents
95% - 100% : Mutual Funds - Equity

FUND INFORMATION

Launch Date	: 22 July 2019	Fund Size (million)	: USD 2.53
Launch Price	: USD 1.00	Fund Management Fee	: 2.10% per annum
Unit Price (NAV)	: USD 1.0286	Pricing Frequency	: Daily
Risk Level	: High	Benchmark	: 100% MSCI Golden Dragon Index

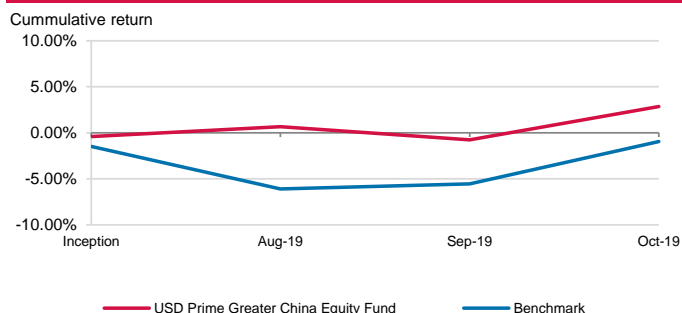
FUND PERFORMANCE

Fund	Fund Performance						
	1 Month	3 Months	YTD	1 Year	Annualised		
					3 Years	5 Years	Since Inception
USD Prime Greater China Equity Fund**	3.65%	3.28%	N/A	N/A	N/A	N/A	2.86%
Benchmark*	4.87%	0.52%	N/A	N/A	N/A	N/A	-0.95%

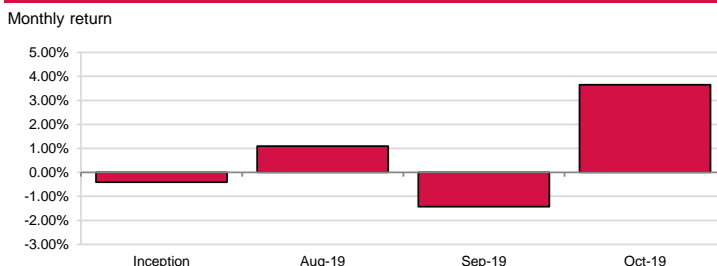
*Current benchmark is effective since inception

**Fund Performance (Net Asset Value) calculation is already included cost related to transaction, management fee and administrative fee

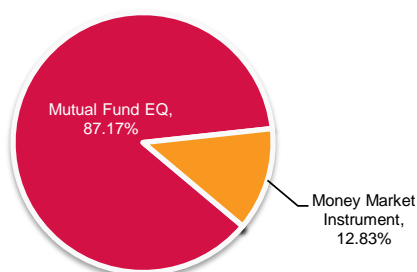
LAST 1 YEAR CUMULATIVE RETURN



LAST 1 YEAR MONTHLY RETURN



ASSET ALLOCATION



PORTFOLIO ALLOCATION

Schroder Int. Greater China AAC MF	87.17%
TD + Cash	12.83%

FUND MANAGER COMMENTARY

In October 2019, USD Prime Greater China Equity Fund booked performance of +3.65% mom, lower than MSCI Golden Dragon performance of 5%. Global market rallied in last month driven by further optimism in US-China trade deal progress as well as expectation and realization of Fed rate cut, albeit with a hint of pause on the cut for this year. Going forward, global equities will continue to depend on economic development, currency's stability, and global risks' dynamics.

DISCLAIMER: USD Prime Greater China Equity Fund is an investment-linked fund offered by PT. AIA FINANCIAL. This document is prepared by PT. AIA FINANCIAL and solely for informational use only. This document is not an offer for sale nor a solicitation of an offer to purchase. Investment in unit-link product contains risks including but not limited to political risk, risk on changes in government decree or other government regulations, interest rate risk, liquidity risk, credit risk, equity risk and exchange rate risk. The performances of the funds are not guaranteed; the unit price and the investment result may increase or decrease. Past performances do not constitute a guarantee for future performance.