



## FUND FACT SHEET

# IDR DYNAMIC SYARIAH FUND

PT. AIA FINANCIAL registered and supervised by the Financial Services Authority

30 November 2019

### INVESTMENT MANAGER

Established in 15 July 1996, PT. AIA FINANCIAL (AIA) is one of the leading life insurance companies in Indonesia that registered and supervised by the Indonesian Financial Services Authority. AIA in Indonesia is a subsidiary of the AIA Group. With experienced personnel, AIA's Investment team manages the investments of all existing funds in accordance with its investment objectives and risk profile. AIA's Investment team has the proficiency to identify economic conditions and investment movements to generate competitive investment returns through a variety of financial instruments such as money market, bonds, shares and/or mutual funds.

### INVESTMENT OBJECTIVE

The Portfolio is a sharia investment option that provides investor an optimum return with moderate to high risk tolerance through investments in IDR fixed income instruments and listed equity with diversified level of risk.

### TARGET ALLOCATION

0% - 40% : Sharia Money Market Instruments  
30% - 80% : IDR Sharia Fixed Income securities and/ or  
30% - 80% : Sharia Fixed Income Mutual Fund(s) incl. ETF  
30% - 80% : Equities listed in Sharia Securities List and/ or  
Sharia Mutual Fund(s) incl. ETF

### FUND INFORMATION

Launch Date	: 10 June 2015	Fund Size (million)	: IDR 60,494.74
Launch Price	: IDR 1,000.00	Fund Management Fee	: 1.85% per annum
Unit Price (NAV)	: IDR 1,114.73	Pricing Frequency	: Daily
Risk Level	: Moderate to High	Benchmark	: 50% Indonesia Sharia Index 50% 3-Month IDR Avg Time Deposit (Net)

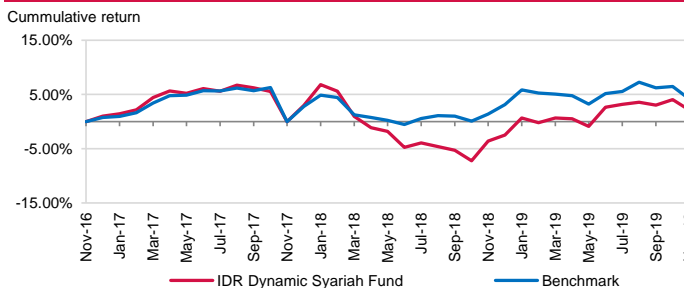
### FUND PERFORMANCE

Fund	Fund Performance						
	1 Month	3 Months	YTD	1 Year	Annualised		
					3 Years	5 Years	Since Inception
IDR Dynamic Syariah**	-1.86%	-1.39%	4.70%	5.91%	2.43%	N/A	2.46%
Benchmark*	-2.19%	-2.89%	1.01%	2.75%	2.96%	N/A	3.33%

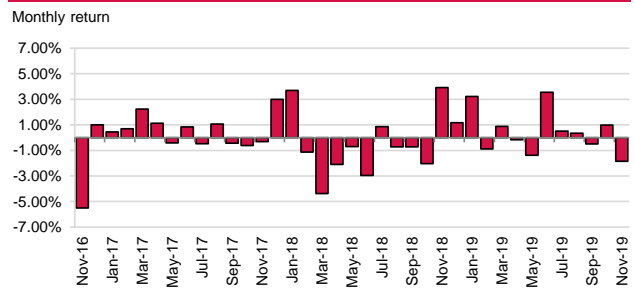
\*Current benchmark is effective since inception

\*\*Fund Performance (Net Asset Value) calculation is already included cost related to transaction, management fee and administrative fee

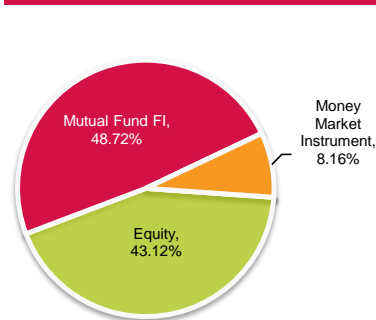
### LAST 3 YEARS CUMULATIVE RETURN



### LAST 3 YEARS MONTHLY RETURN



### ASSET ALLOCATION



### SECTOR ALLOCATION

Communication Services	7.42%
Consumer Discretionary	6.15%
Consumer Staples	15.95%
Energy	2.80%
Financials	1.21%
Health Care	1.12%
Industrials	1.46%
Materials	3.34%
Real Estate	3.02%
Utilities	0.63%
MF Fixed Income	48.72%
Bond < 1 Year	3.38%
TD + Cash	4.78%

### TOP HOLDINGS

MTN Syariah Ijarah I Telkom-18B
PT Astra Internasional Tbk
PT Bank Syariah Bukopin
PT Indofood CBP Sukses Makmur Tbk
PT Telekomunikasi Indonesia Tbk
PT Unilever Indonesia Tbk
SBSN Seri IFR0006
SBSN Seri PBS011
SBSN Seri PBS012
SBSN Seri PBS022

### FUND MANAGER COMMENTARY

In November 2019, IDR Dynamic Syariah Fund booked performance of -1.86%. Global market was mixed in the last month due to back and forth of trade sentiment toward possibility of phase one deal. While domestic market was corrected amid IDR 7 trillion net foreign outflow on soft 3Q19 earning announcement and anxiety on possibility of government intervention in several sector. On bond market, Bloomberg Indonesia Local Sovereign Index (BINDO) went up +0.12% MoM on November 2019, supported by Bank Indonesia decision to maintain its 7-day reverse repo rate at 5.00% in November but lowered banks' reserve requirement ratio (RRR) by 50bps to boost liquidity and support growth.

**DISCLAIMER:** IDR Dynamic Syariah Fund is an Sharia investment-linked fund offered by PT. AIA FINANCIAL. This document is prepared by PT. AIA FINANCIAL and solely for informational use only. This document is not an offer for sale nor a solicitation of an offer to purchase. Investment in Sharia unit-link product contains risks including but not limited to political risk, risk on changes in government decree or other government regulations, risk on distribution on income / margin / fee, liquidity risk, credit risk, equity risk and exchange rate risk. The performances of the funds are not guaranteed; the unit price and the investment result may increase or decrease. Past performances do not constitute a guarantee for future performance.