



# FUND FACT SHEET

## USD ONSHORE EQUITY FUND

PT. AIA FINANCIAL registered and supervised by the Financial Services Authority

31 May 2019

### INVESTMENT MANAGER

Established in 15 July 1996, PT. AIA FINANCIAL (AIA) is one of the leading life insurance companies in Indonesia that registered and supervised by the Indonesian Financial Services Authority. AIA in Indonesia is a subsidiary of the AIA Group. With experienced personnel, AIA's Investment team manages the investments of all existing funds in accordance with its investment objectives and risk profile. AIA's Investment team has the proficiency to identify economic conditions and investment movements to generate competitive investment returns through a variety of financial instruments such as money market, bonds, shares and/or mutual funds.

### INVESTMENT OBJECTIVE

The Portfolio is an investment option that provides investor with optimal growth that aims to give superior long-term investment return with high risk tolerance.

### TARGET ALLOCATION

0% - 20% : Money Market Instruments  
80% - 100% : Equities listed in IDX and/ or Equity mutual funds incl. ETF

### FUND INFORMATION

Launch Date	: 21 April 2017	Fund Size (million)	: USD 2.48
Launch Price	: USD 1.00	Fund Management Fee	: 2.10% per annum
Unit Price (NAV)	: USD 1.0164	Pricing Frequency	: Daily
Risk Level	: High	Benchmark	: 98% MXID Index (In USD Term) + 2% Average 3-month USD Time Deposit (Net)

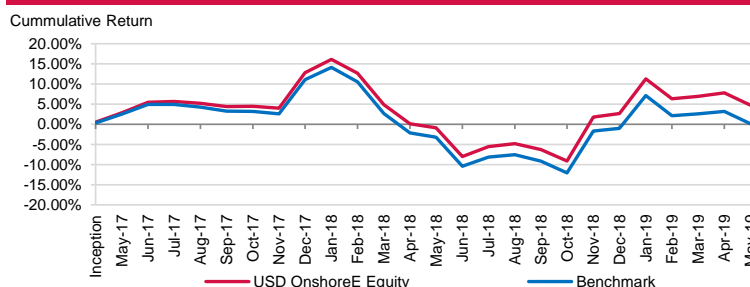
### FUND PERFORMANCE

Fund	Fund Performance						
	1 Month	3 Months	YTD	1 Year	Annualised		
					3 Years	5 Years	Since Inception
USD Onshore Equity Fund**	-3.35%	-1.14%	2.96%	5.03%	N/A	N/A	0.78%
Benchmark*	-3.01%	-1.99%	1.15%	3.46%	N/A	N/A	0.05%

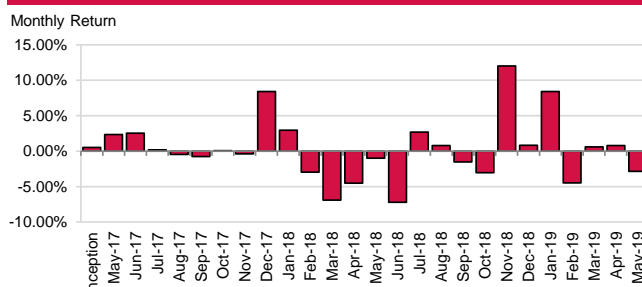
\*Current benchmark is effective since inception

\*\*Fund Performance (Net Asset Value) calculation is already included cost related to transaction, management fee and administrative fee

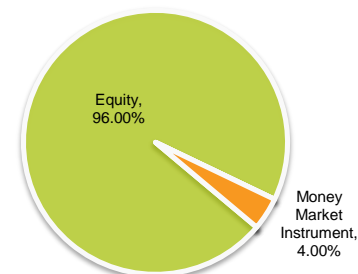
### LAST 2 YEARS CUMULATIVE RETURN



### LAST 2 YEARS MONTHLY RETURN



### ASSET ALLOCATION



### SECTOR ALLOCATION

Consumer Discretionary	9.58%
Consumer Staples	14.08%
Energy	4.06%
Financials	44.67%
Health Care	0.79%
Industrials	1.68%
Information Technology	0.00%
Materials	4.36%
Real Estate	1.79%
Telecommunication Services	13.09%
Utilities	1.89%
TD + Cash	4.00%

### TOP HOLDINGS

PT Astra Internasional Tbk	9.58%
PT Bank Central Asia Tbk	14.08%
PT Bank Mandiri Tbk	4.06%
PT Bank Negara Indonesia Tbk	44.67%
PT Bank Rakyat Indonesia Tbk	0.79%
PT Gudang Garam Tbk	1.68%
PT Indocement Tungal Prakasa Tbk	0.00%
PT Telekomunikasi Indonesia Tbk	4.36%
PT Unilever Indonesia Tbk	1.79%
PT United Tractors Tbk	13.09%

### FUND MANAGER COMMENTARY

In May 2019, USD Onshore Equity Fund booked performance of -3.35% mom, in line with MXID performance (in USD) of -4.5%. By sector inside MXID, Communication Services was the largest positive contributor (0.2% mom), while Financials was the largest negative contributor (-1.1% mom). Global market corrected in last month driven by sudden escalation in trade war. Domestic equity market also corrected along with the global market in the first half of the month driven by the same trade war issue as well as weak April trade data. IDR was peaked at IDR 14,452/USD (weakening from previous month close of IDR 14,259/USD) before came back to IDR 14,273/USD in the end of May. In the second half of the month, along with improving USD/IDR, domestic equity market rebounded ahead of the global market due to bargain hunting and unexpected S&P rating upgrade. Going forward, Indonesia Equity market will continue to depend on domestic economy development, USD/IDR currency movement and global risks' dynamics.

**DISCLAIMER:** USD Onshore Equity Fund is an investment-linked fund offered by PT. AIA FINANCIAL. This document is prepared by PT. AIA FINANCIAL and solely for informational use only. This document is not an offer for sale nor a solicitation of an offer to purchase. Investment in unit-link product contains risks including but not limited to political risk, risk on changes in government decree or other government regulations, interest rate risk, liquidity risk, credit risk, equity risk and exchange rate risk. The performances of the funds are not guaranteed; the unit price and the investment result may increase or decrease. Past performances do not constitute a guarantee for future performance.