



FUND FACT SHEET

IDR BALANCED FUND

PT. AIA FINANCIAL registered and supervised by the Financial Services Authority

31 May 2019

INVESTMENT MANAGER

Established in 15 July 1996, PT. AIA FINANCIAL (AIA) is one of the leading life insurance companies in Indonesia that registered and supervised by the Indonesian Financial Services Authority. AIA in Indonesia is a subsidiary of the AIA Group. With experienced personnel, AIA's Investment team manages the investments of all existing funds in accordance with its investment objectives and risk profile. AIA's Investment team has the proficiency to identify economic conditions and investment movements to generate competitive investment returns through a variety of financial instruments such as money market, bonds, shares and/or mutual funds.

INVESTMENT OBJECTIVE

The Portfolio is an investment option that provides investor an optimum return with moderate to high risk tolerance through investments in IDR fixed income instruments and listed equity with diversified level of risk.

TARGET ALLOCATION

0% - 40% : Money Market Instruments
30% - 80% : IDR Fixed Income securities and/ or Fixed Income Mutual Fund(s) incl. ETF
30% - 80% : Equities listed in IDX and/ or Equity Mutual Fund(s) incl. ETF

FUND INFORMATION

Launch Date	: 15 August 2008	Fund Size (million)	: IDR 197,421.49
Launch Price	: IDR 1,000.00	Fund Management Fee	: 1.65% per annum
Unit Price (NAV)	: IDR 2,056.50	Pricing Frequency	: Daily
Risk Level	: Moderate to High	Benchmark	: 50% MSCI Indonesia 50% Bloomberg Indonesia Local Sovereign Index

FUND PERFORMANCE

Fund	Fund Performance						
	1 Month	3 Months	YTD	1 Year	Annualised		
					3 Years	5 Years	Since Inception
IDR Balanced**	-1.04%	1.01%	2.78%	5.68%	5.53%	5.08%	6.91%
Benchmark*	-1.65%	0.23%	2.04%	4.21%	7.01%	5.43%	4.66%

*Current benchmark is effective from 1 Jan 2018

1 May 2016 to 31 Dec 2017: 50.0% Jakarta Composite Index (Total Return) + 50.0% Bloomberg Indonesia Local Sovereign Index

1 Jul 2015 to 30 Apr 2016: 50.0% Jakarta Composite Index (Total Return) + 50.0% Customized HSBC Indonesia Local Currency Govt Bond TR (Net)

1 Mar 2013 to 30 Jun 2015: 50.0% Jakarta Composite Index (Total Return) + 50.0% Indonesia Deposit Rate Avg 3M IDR (Net)

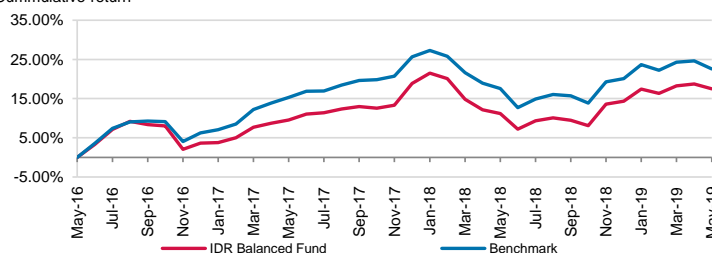
1 Mar 2011 to 28 Feb 2013: 5% Jakarta Composite Index (Total Return) + 95% Indonesia Deposit Rate Avg 3 Months (Net)

Since Inception to 28 Feb 2010: 60% Jakarta Composite Index (Total Index) + 40% Customized HSBC Indonesia Local Currency Govt Bond TR (Net)

**Fund Performance (Net Asset Value) calculation is already included cost related to transaction, management fee and administrative fee

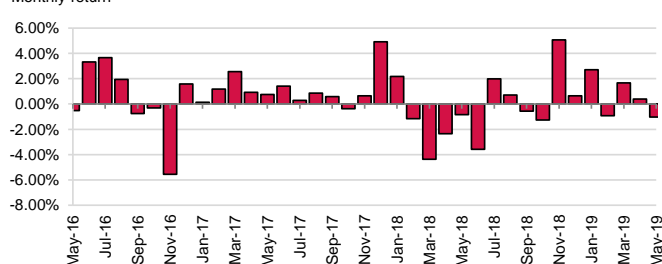
LAST 3 YEARS CUMULATIVE RETURN

Cumulative return

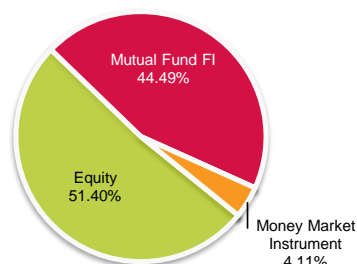


LAST 3 YEARS MONTHLY RETURN

Monthly return



ASSET ALLOCATION



SECTOR ALLOCATION

Consumer Discretionary	4.98%
Consumer Staples	7.55%
Energy	2.40%
Financials	22.90%
Health Care	0.24%
Industrials	1.50%
Information Technology	0.00%
Materials	2.54%
Real Estate	1.23%
Telecommunication Services	7.24%
Utilities	0.82%
MF Fixed Income	44.49%
Bond < 1 Year	2.05%
TD + Cash	2.06%

TOP HOLDINGS

ABF Indonesia Bond Index MF
Government Bond FR0042
Government Bond FR0068
Government Bond FR0078
Government Bond FR0079
PT Astra International Tbk
PT Bank Central Asia Tbk
PT Bank Mandiri Tbk
PT Bank Rakyat Indonesia Tbk
PT Telekomunikasi Indonesia Tbk

FUND MANAGER COMMENTARY

In May 2019, IDR Balanced Fund booked performance of -1.04%. Equity market was corrected in the first half of the month, driven by escalating trade war and weak Indonesia's April Trade Balance data, before rebounded due to bargain hunting activity and unexpected S&P rating upgrade. Meanwhile, Indonesia bond market made a slight setback in May 2019. Bloomberg Indonesia Local Sovereign Index (BINDO) went down -0.3% on monthly basis due to net foreign outflow of IDR 9.3 trillion as per 4th week of May 2019, unresolved US-China trade talk and worsening trade balance.

DISCLAIMER: IDR Balanced Fund is an investment-linked fund offered by PT. AIA FINANCIAL. This document is prepared by PT. AIA FINANCIAL and solely for informational use only. This document is not an offer for sale nor a solicitation of an offer to purchase. Investment in unit-link product contains risks including but not limited to political risk, risk on changes in government decree or other government regulations, interest rate risk, liquidity risk, credit risk, equity risk and exchange rate risk. The performances of the funds are not guaranteed; the unit price and the investment result may increase or decrease. Past performances do not constitute a guarantee for future performance.