



# FUND FACT SHEET

## USD ONSHORE EQUITY FUND

PT. AIA FINANCIAL registered and supervised by the Financial Services Authority

31 March 2019

### INVESTMENT MANAGER

Established in 15 July 1996, PT. AIA FINANCIAL (AIA) is one of the leading life insurance companies in Indonesia that registered and supervised by the Indonesian Financial Services Authority. AIA in Indonesia is a subsidiary of the AIA Group. With experienced personnel, AIA's Investment team manages the investments of all existing funds in accordance with its investment objectives and risk profile. AIA's Investment team has the proficiency to identify economic conditions and investment movements to generate competitive investment returns through a variety of financial instruments such as money market, bonds, shares and/or mutual funds.

### INVESTMENT OBJECTIVE

The Portfolio is an investment option that provides investor with optimal growth that aims to give superior long-term investment return with high risk tolerance.

### TARGET ALLOCATION

0% - 20% : Money Market Instruments  
80% - 100% : Equities listed in IDX and/ or Equity mutual funds incl. ETF

### FUND INFORMATION

Launch Date	: 21 April 2017	Fund Size (million)	: USD 2.51
Launch Price	: USD 1.00	Fund Management Fee	: 2.10% per annum
Unit Price (NAV)	: USD 1.0357	Pricing Frequency	: Daily
Risk Level	: High	Benchmark	: 98% MXID Index (In USD Term) + 2% Average 3-month USD Time Deposit (Net)

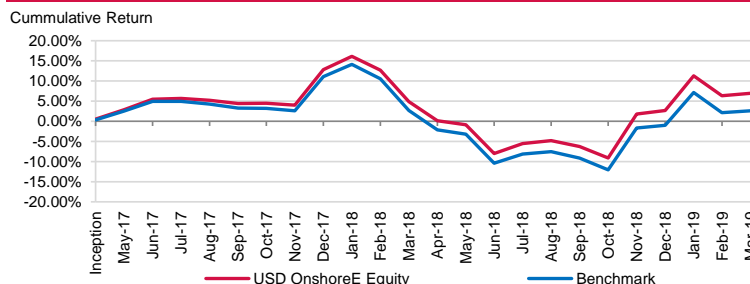
### FUND PERFORMANCE

Fund	Fund Performance						
	1 Month	3 Months	YTD	1 Year	Annualised		
					3 Years	5 Years	Since Inception
USD Onshore Equity Fund**	0.74%	4.92%	4.92%	0.73%	N/A	N/A	1.83%
Benchmark*	0.44%	3.66%	3.66%	-0.10%	N/A	N/A	1.33%

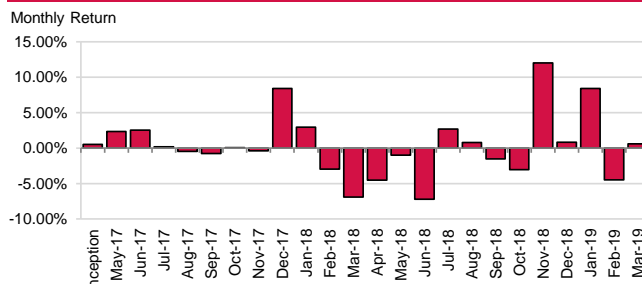
\*Current benchmark is effective since inception

\*\*Fund Performance (Net Asset Value) calculation is already included cost related to transaction, management fee and administrative fee

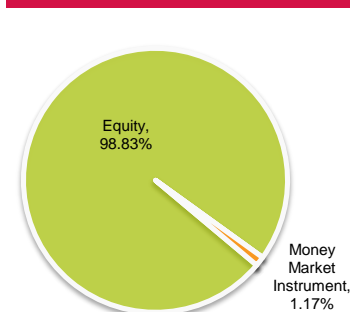
### LAST 2 YEARS CUMULATIVE RETURN



### LAST 2 YEARS MONTHLY RETURN



### ASSET ALLOCATION



### SECTOR ALLOCATION

Consumer Discretionary	9.41%
Consumer Staples	15.45%
Energy	3.59%
Financials	46.09%
Health Care	0.89%
Industrials	1.16%
Information Technology	0.45%
Materials	5.10%
Real Estate	1.88%
Telecommunication Services	12.67%
Utilities	2.15%
TD + Cash	1.17%

### TOP HOLDINGS

PT Astra Internasional Tbk
PT Bank Central Asia Tbk
PT Bank Danamon Indonesia Tbk
PT Bank Mandiri Tbk
PT Bank Negara Indonesia Tbk
PT Bank Rakyat Indonesia Tbk
PT Gudang Garam Tbk
PT Telekomunikasi Indonesia Tbk
PT Unilever Indonesia Tbk
PT United Tractors Tbk

### FUND MANAGER COMMENTARY

In March 2019, USD Onshore Equity Fund booked performance of +0.74% mom, in line with MXID performance (in USD) of 1.1%. By sector inside MXID, Financials was the largest positive contributor (1.8% mom), while Consumer Staples was the largest negative contributor (-0.8% mom). Global market continued the rally in the last month, supported by Fed dovish statement which indicated no more rate hike for this year as well as by optimism on development of US-China trade talk. The favorable global condition also translated into IDR 1.7tn foreign net inflow which supported domestic market in general, especially on large cap. Better-than-expected trade balance (+USD 330mn) also helped to support the market. In the other hand, IDR was slightly weakening by 1.2% to IDR 14,241/USD. Going forward, Indonesia Equity market will continue to depend on domestic economy development, USD/IDR currency movement and global risks' dynamics.

**DISCLAIMER:** USD Onshore Equity Fund is an investment-linked fund offered by PT. AIA FINANCIAL. This document is prepared by PT. AIA FINANCIAL and solely for informational use only. This document is not an offer for sale nor a solicitation of an offer to purchase. Investment in unit-link product contains risks including but not limited to political risk, risk on changes in government decree or other government regulations, interest rate risk, liquidity risk, credit risk, equity risk and exchange rate risk. The performances of the funds are not guaranteed; the unit price and the investment result may increase or decrease. Past performances do not constitute a guarantee for future performance.