



FUND FACT SHEET

IDR EQUITY SYARIAH FUND

PT. AIA FINANCIAL registered and supervised by the Financial Services Authority

31 March 2019

INVESTMENT MANAGER

Established in 15 July 1996, PT. AIA FINANCIAL (AIA) is one of the leading life insurance companies in Indonesia that registered and supervised by the Indonesian Financial Services Authority. AIA in Indonesia is a subsidiary of the AIA Group. With experienced personnel, AIA's Investment team manages the investments of all existing funds in accordance with its investment objectives and risk profile. AIA's Investment team has the proficiency to identify economic conditions and investment movements to generate competitive investment returns through a variety of financial instruments such as money market, bonds, shares and/or mutual funds.

INVESTMENT OBJECTIVE

The Portfolio is a sharia investment option that provides investor with aggressive growth that aims to give superior long-term investment return with high risk tolerance.

TARGET ALLOCATION

0% - 20% : Sharia money market instrument
80% - 100% : Equities listed in Sharia Securities List and/ or Sharia mutual funds incl. ETF

FUND INFORMATION

Launch Date	: 25 June 2010	Fund Size (million)	: IDR 4,752,492.96
Launch Price	: IDR 1,000.00	Fund Management Fee	: 2.10% per annum
Unit Price (NAV)	: IDR 1,153.71	Pricing Frequency	: Daily
Risk Level	: High	Benchmark	: 98% Jakarta Islamic Index 2% 3-Month IDR Avg Time Deposit (Net)

FUND PERFORMANCE

Fund	Fund Performance						
	1 Month	3 Months	YTD	1 Year	Annualised		
					3 Years	5 Years	Since Inception
IDR Equity Syariah**	0.98%	1.92%	1.92%	-0.14%	1.45%	-0.01%	1.64%
Benchmark*	0.73%	2.28%	2.28%	0.94%	2.96%	2.43%	5.23%

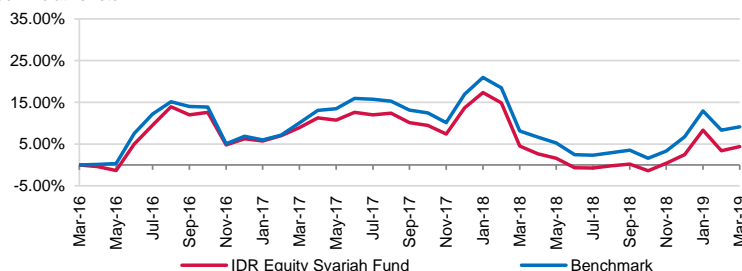
*Current benchmark is effective from 1 Apr 2014

Since inception to 31 Mar 2014: Jakarta Islamic Index (Total Return)

**Fund Performance (Net Asset Value) calculation is already included cost related to transaction, management fee and administrative fee

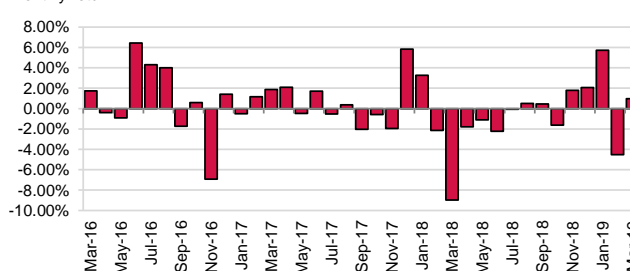
LAST 3 YEARS CUMULATIVE RETURN

Cumulative return

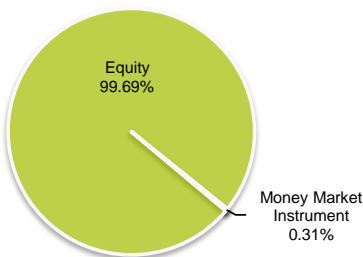


LAST 3 YEARS MONTHLY RETURN

Monthly return



ASSET ALLOCATION



SECTOR ALLOCATION

Consumer Discretionary	12.90%
Consumer Staples	28.11%
Energy	10.19%
Financials	0.66%
Health Care	2.56%
Industrials	3.94%
Information Technology	0.27%
Materials	13.85%
Real Estate	4.52%
Telecommunication Services	20.16%
Utilities	2.52%
TD + Cash	0.31%

TOP HOLDINGS

PT Astra International Tbk
PT Chandra Asri Petrochemical Tbk
PT Indocement Tunggul Prakasa Tbk
PT Indofood CBP Sukses Makmur Tbk
PT Indofood Sukses Makmur Tbk
PT Kalbe Farma Tbk
PT Semen Indonesia Persero Tbk
PT Telekomunikasi Indonesia Tbk
PT Unilever Indonesia Tbk
PT United Tractors Tbk

FUND MANAGER COMMENTARY

In March 2019, IDR Equity Syariah Fund booked performance of +0.98% mom, in line with JII performance of 0.9%. By sector inside JII, Materials was the largest positive contributor (0.9% mom), while Consumer Staples was the largest negative contributor (-1.2% mom). Global market continued the rally in the last month, supported by Fed dovish statement which indicated no more rate hike for this year as well as by optimism on development of US-China trade talk. The favorable global condition also translated into IDR 1.7tn foreign net inflow which supported domestic market in general, especially on large cap. Better-than-expected trade balance (+USD 330mn) also helped to support the market. In the other hand, IDR was slightly weakening by 1.2% to IDR 14,241/USD. Going forward, Indonesia Equity market will continue to depend on domestic economy development, USD/IDR currency movement and global risks' dynamics.

DISCLAIMER: IDR Equity Syariah Fund is an Sharia investment-linked fund offered by PT. AIA FINANCIAL. This document is prepared by PT. AIA FINANCIAL and solely for informational use only. This document is not an offer for sale nor a solicitation of an offer to purchase. Investment in Sharia unit-link product contains risks including but not limited to political risk, risk on changes in government decree or other government regulations, risk on distribution on income / margin / fee, liquidity risk, credit risk, equity risk and exchange rate risk. The performances of the funds are not guaranteed; the unit price and the investment result may increase or decrease. Past performances do not constitute a guarantee for future performance.