



## FUND FACT SHEET

# IDR GROWTH EQUITY SYARIAH FUND

PT. AIA FINANCIAL registered and supervised by the Financial Services Authority

30 June 2019

### INVESTMENT MANAGER

Established in 15 July 1996, PT. AIA FINANCIAL (AIA) is one of the leading life insurance companies in Indonesia that registered and supervised by the Indonesian Financial Services Authority. AIA in Indonesia is a subsidiary of the AIA Group. With experienced personnel, AIA's Investment team manages the investments of all existing funds in accordance with its investment objectives and risk profile. AIA's Investment team has the proficiency to identify economic conditions and investment movements to generate competitive investment returns through a variety of financial instruments such as money market, bonds, shares and/or mutual funds.

### INVESTMENT OBJECTIVE

The Portfolio is a sharia investment option that provides investor with aggressive growth that aims to give superior long-term investment return with high risk tolerance.

### TARGET ALLOCATION

0% - 20% : Sharia money market instrument  
80% - 100% : Equities listed in Sharia Securities List and/ or Sharia mutual funds

### FUND INFORMATION

Launch Date	: 10 June 2015	Fund Size (million)	: IDR 72,156.36
Launch Price	: IDR 1,000.00	Fund Management Fee	: 2.10% per annum
Unit Price (NAV)	: IDR 1,036.22	Pricing Frequency	: Daily
Risk Level	: High	Benchmark	: 98% Indonesia Sharia Stock Index 2% 3-Month IDR Avg Time Deposit (Net)

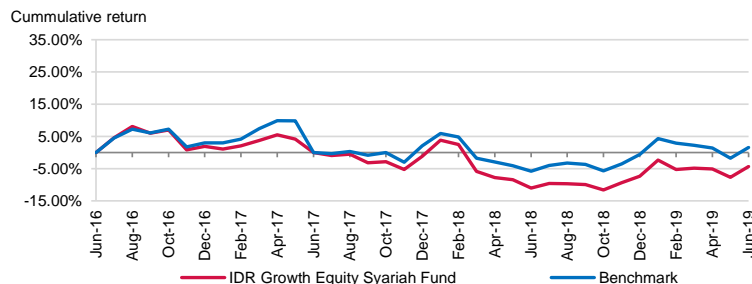
### FUND PERFORMANCE

Fund	Fund Performance						
	1 Month	3 Months	YTD	1 Year	Annualised		
					3 Years	5 Years	Since Inception
IDR Growth Equity Syariah**	3.63%	0.54%	3.25%	7.52%	0.19%	N/A	0.88%
Benchmark*	3.40%	-0.67%	2.12%	7.80%	4.15%	N/A	4.05%

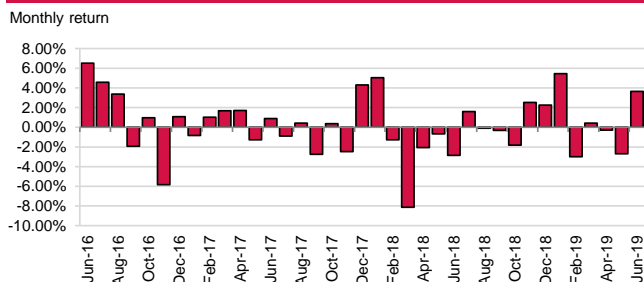
\*Current benchmark is effective since inception

\*\*Fund Performance (Net Asset Value) calculation is already included cost related to transaction, management fee and administrative fee

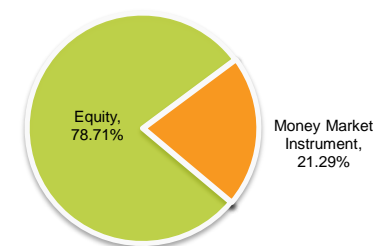
### LAST 3 YEARS CUMULATIVE RETURN



### LAST 3 YEARS MONTHLY RETURN



### ASSET ALLOCATION



### SECTOR ALLOCATION

Consumer Discretionary	10.78%
Consumer Staples	23.06%
Energy	8.01%
Financials	2.28%
Health Care	1.22%
Industrials	5.64%
Materials	6.51%
Real Estate	5.05%
Telecommunication Services	15.29%
Utilities	0.88%
TD + Cash	21.29%

### TOP HOLDINGS

PT Adaro Energy Tbk
PT Astra Internasional Tbk
PT Bank Central Asia Syariah
PT Bank Syariah Bukopin
PT Bank Tabungan Negara Syariah
PT Indofood CBP Sukses Makmur Tbk
PT Jasa Marga (Persero) Tbk
PT Telekomunikasi Indonesia Tbk
PT Unilever Indonesia Tbk
PT United Tractors Tbk

### FUND MANAGER COMMENTARY

In June 2019, IDR Growth Equity Syariah Fund booked performance of +3.63% mom, in line with ISSI performance of 2.7%. By sector inside ISSI, Communication Services was the largest positive contributor (1.3% mom), while Utilities was the least positive contributor (0% mom). Global market rebounded in last month, driven by hint on Fed intention to cut rate in the near term with current market expectation of 2-3x Fed rate cut up until the end of the year. Added into the positive sentiment was Trump positive commentary after the meeting with Xi at G20 event that resulted in resuming trade negotiations. Along with the global market, domestic equity market also continued the rebound. BI decision to lower the reserve requirement ratio as well as smooth process of Constitutional Court decision making also become a positive factors for the domestic market. Going forward, Indonesia Equity market will continue to depend on domestic economy development, USD/IDR currency movement and global risks' dynamics.

**DISCLAIMER:** IDR Growth Equity Syariah Fund is an Sharia investment-linked fund offered by PT. AIA FINANCIAL. This document is prepared by PT. AIA FINANCIAL and solely for informational use only. This document is not an offer for sale nor a solicitation of an offer to purchase. Investment in Sharia unit-link product contains risks including but not limited to political risk, risk on changes in government decree or other government regulations, risk on distribution on income / margin / fee, liquidity risk, credit risk, equity risk and exchange rate risk. The performances of the funds are not guaranteed; the unit price and the investment result may increase or decrease. Past performances do not constitute a guarantee for future performance.