



FUND FACT SHEET

IDR EQUITY FUND

PT. AIA FINANCIAL registered and supervised by the Financial Services Authority

31 July 2019

INVESTMENT MANAGER

Established in 15 July 1996, PT. AIA FINANCIAL (AIA) is one of the leading life insurance companies in Indonesia that registered and supervised by the Indonesian Financial Services Authority. AIA in Indonesia is a subsidiary of the AIA Group. With experienced personnel, AIA's Investment team manages the investments of all existing funds in accordance with its investment objectives and risk profile. AIA's Investment team has the proficiency to identify economic conditions and investment movements to generate competitive investment returns through a variety of financial instruments such as money market, bonds, shares and/or mutual funds.

INVESTMENT OBJECTIVE

The Portfolio is an investment option that provides investor with aggressive growth that aims to give superior long-term investment return with high risk tolerance.

TARGET ALLOCATION

0% - 20% : Money Market Instruments
80% - 100% : Equities listed in IDX and/ or Equity mutual funds

FUND INFORMATION

Launch Date	: 7 November 2000	Fund Size (million)	: IDR 17,370,593.49
Launch Price	: IDR 1,000.00	Fund Management Fee	: 2.10% per annum
Unit Price (NAV)	: IDR 15,955.18	Pricing Frequency	: Daily
Risk Level	: High	Benchmark	: 98% Jakarta Composite Index 2% 3-Month IDR Avg Time Deposit (Net)

FUND PERFORMANCE

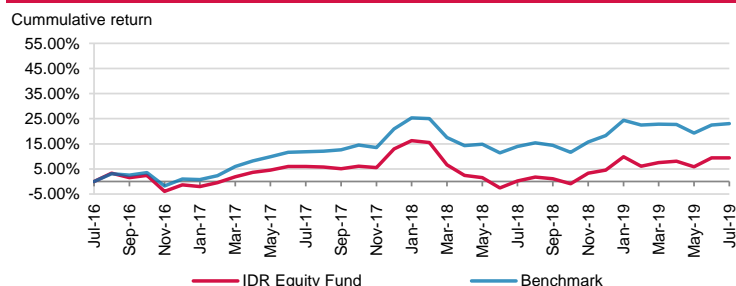
Fund	Fund Performance						
	1 Month	3 Months	YTD	1 Year	Annualised		
					3 Years	5 Years	Since Inception
IDR Equity**	0.01%	1.21%	4.69%	9.18%	3.05%	2.48%	15.94%
Benchmark *	0.45%	0.34%	4.10%	7.97%	7.16%	4.73%	16.24%

*Current benchmark is effective from 1 April 2014

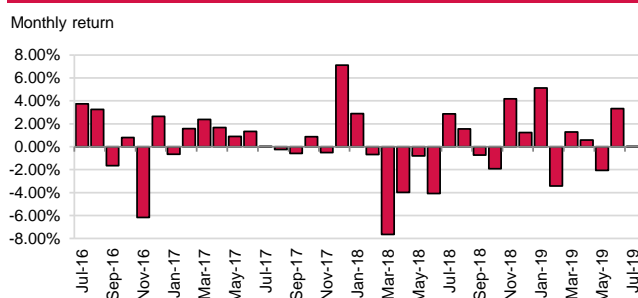
Since inception to 31 Mar 2014: Jakarta Composite Index (Total Return)

**Fund Performance (Net Asset Value) calculation is already included cost related to transaction, management fee and administrative fee

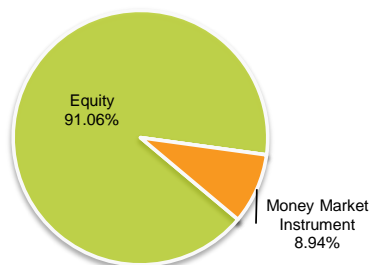
LAST 3 YEARS CUMULATIVE RETURN



LAST 3 YEARS MONTHLY RETURN



ASSET ALLOCATION



SECTOR ALLOCATION

Consumer Discretionary	6.22%
Consumer Staples	17.37%
Energy	4.94%
Financials	38.26%
Health Care	1.72%
Industrials	1.94%
Information Technology	0.02%
Materials	5.53%
Real Estate	1.87%
Telecommunication Services	12.05%
Utilities	1.13%
MF Money Market	3.02%
Bond < 1 Year	0.03%
TD + Cash	5.89%

TOP HOLDINGS

PT Astra International Tbk
PT Bank Central Asia Tbk
PT Bank Mandiri Tbk
PT Bank Negara Indonesia Tbk
PT Bank Rakyat Indonesia Tbk
PT Gudang Garam Tbk
PT HM Sampoerna Tbk SHS
PT Telekomunikasi Indonesia Tbk
PT Unilever Indonesia Tbk
PT United Tractors Tbk

FUND MANAGER COMMENTARY

In July 2019, IDR Equity Fund booked performance of +0.01% mom, in line with JCI performance of 0.5%. By sector inside JCI, Materials was the largest positive contributor (0.5% mom), while Energy was the largest negative contributor (-0.5% mom). In last month, global market showed mixed performance with US market ended higher while Asian market ended lower amid back and forth swing in expectation on Fed decision and trade war development. Both market corrected together since the end of the month after Fed cut the benchmark rate but followed with statement which hinted that the cut is not a start for a trend and subsequent Trump tweet to put tariff on additional USD300bn import from China despite ongoing favorable discussion between the two countries. In domestic side, BI decided to cut the benchmark rate by 25bps. Going forward, Indonesia Equity market will continue to depend on domestic economy development, USD/IDR currency movement and global risks' dynamics.

DISCLAIMER: IDR Equity Fund is an investment-linked fund offered by PT. AIA FINANCIAL. This document is prepared by PT. AIA FINANCIAL and solely for informational use only. This document is not an offer for sale nor a solicitation of an offer to purchase. Investment in unit-link product contains risks including but not limited to political risk, risk on changes in government decree or other government regulations, interest rate risk, liquidity risk, credit risk, equity risk and exchange rate risk. The performances of the funds are not guaranteed; the unit price and the investment result may increase or decrease. Past performances do not constitute a guarantee for future performance.